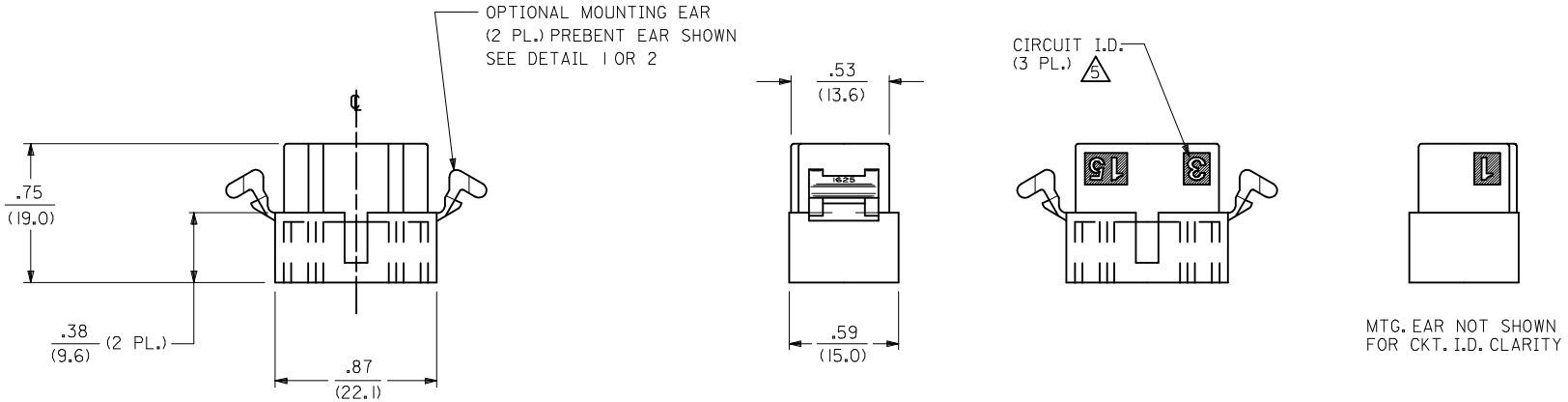
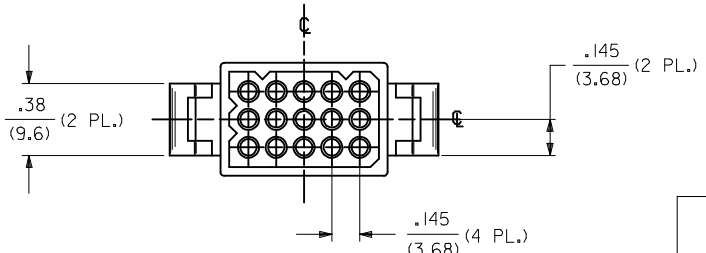
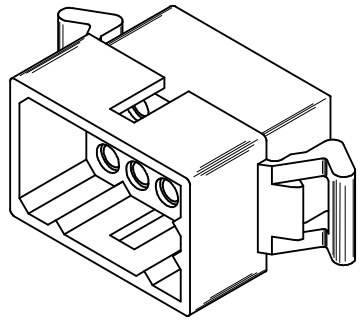








PLUG HOUSING

PK SPEC
EC NO: UCP2015-0466 2014/08/05
DRWN: JDFOX 2014/08/05
CHKD: MKIPPER 2014/08/14
APPR: FSMITH
Q3

DESCRIPTION
REV

QUALITY SYMBOLS
F =0
F =0
F =0

GENERAL TOLERANCES (UNLESS SPECIFIED)

	mm	INCH
4 PLACES	± ---	± ---
3 PLACES	± ---	± .010
2 PLACES	± 0.25	± .014
1 PLACE	± 0.35	± ---
0 PLACE	± ---	± ---

ANGULAR ±1/2°

DRAFT WHERE APPLICABLE MUST REMAIN WITHIN DIMENSIONS

DIMENSION STYLE: IN/MM
SCALE: 2:1
DESIGN UNITS: INCH
THIRD ANGLE PROJECTION

DRAWN BY: JDFOX DATE: 2014/08/05
CHECKED BY: MKIPPER DATE: 2014/08/05
APPROVED BY: FSMITH DATE: 2014/08/14

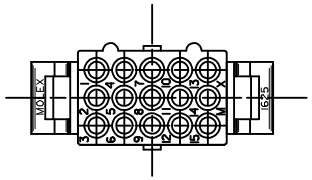
TITLE: .062 HOUSING, PLUG AND RECEPTACLE, 15 CIRCUIT, .145 CENTERS

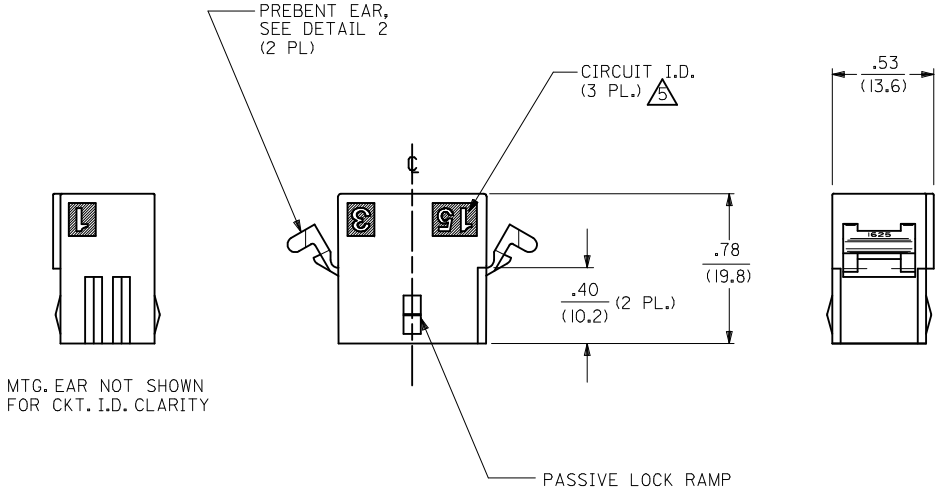
molex

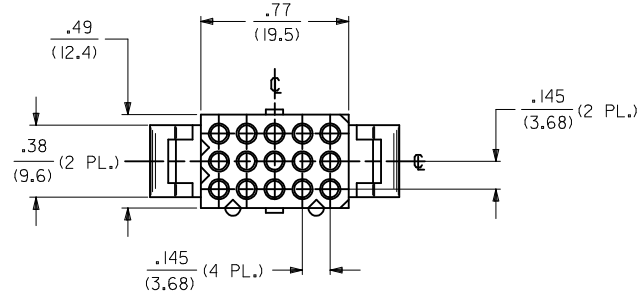
MATERIAL NO.: SEE CHART
DOCUMENT NO.: SD-1625-15*
SHEET NO.: 1 OF 3

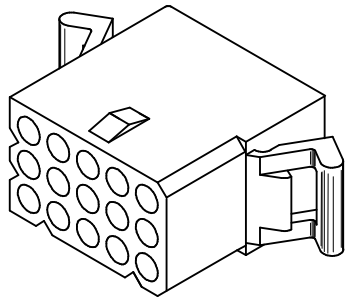
SIZE C

THIS DRAWING CONTAINS INFORMATION THAT IS PROPRIETARY TO MOLEX INCORPORATED AND SHOULD NOT BE USED WITHOUT WRITTEN PERMISSION









RECEPTACLE HOUSING

SEE SHEET 1 EC NO: UCP2015-0466 2014/08/05 DRWN: JDFOX 2014/08/05 CH'KD: MKIPPER APPR: FSMITH 2014/08/14 DESCRIPTION Q3 REV	QUALITY SYMBOLS E/V =0 E/F =0 E/P =0	GENERAL TOLERANCES (UNLESS SPECIFIED) mm / INCH 4 PLACES ± --- / ± --- 3 PLACES ± --- / ± .010 2 PLACES ± 0.25 / ± .014 1 PLACE ± 0.35 / ± --- 0 PLACE ± --- / ± --- ANGULAR ±1/2° DRAFT WHERE APPLICABLE MUST REMAIN WITHIN DIMENSIONS	DIMENSION STYLE IN/MM	SCALE 2:1	DESIGN UNITS INCH	THIRD ANGLE PROJECTION						
			DRAWN BY JDFOX	DATE 2014/08/05	TITLE .062 HOUSING, PLUG AND RECEPTACLE, 15 CIRCUIT, .145 CENTERS						
			CHECKED BY MKIPPER	DATE 2014/08/05							
			APPROVED BY FSMITH	DATE 2014/08/14	molex						
			MATERIAL NO. SEE CHART		DOCUMENT NO. SD-1625-15*		SHEET NO. 2 OF 3				
			SIZE C	THIS DRAWING CONTAINS INFORMATION THAT IS PROPRIETARY TO MOLEX INCORPORATED AND SHOULD NOT BE USED WITHOUT WRITTEN PERMISSION							

PLUG	
PART NO.	ENG. NO.
03-06-2151 △7	1625-15P
03-06-7155	1625-15P1BN
03-06-7152	1625-15P1BK
03-06-2152	1625-15P1
03-06-7151 △7	1625-15PBK
03-06-7153 △7	1625-15PBN
03-06-7154 △7	1625-15PBU

RECEPTACLE	
PART NO.	ENG. NO.
03-06-1152	1625-15R1
03-06-6152	1625-15R1BK
03-06-6155	1625-15R2
NOT TOOLED	1625-15R2BK

RECEPTACLE LEGEND:

1625-15R***

- CIRCUIT SIZE
- R = RECEPTACLE
- 1 = WITHOUT EARS
  2 = WITH PREBENT EARS
- COLOR:

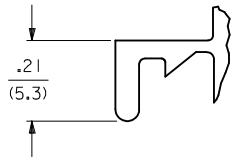
BLANK = NATURAL COLOR
AM = AMBER BK = BLACK BU = BLUE
BN = BROWN GY = GRAY GN = GREEN
OR = ORANGE RD = RED YW = YELLOW

PLUG LEGEND:

1625-15P***

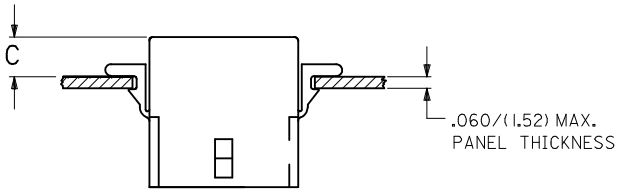
- CIRCUIT SIZE
- P = PLUG
- BLANK = WITH MOUNTING EARS
  1 = WITHOUT EARS
- COLOR:

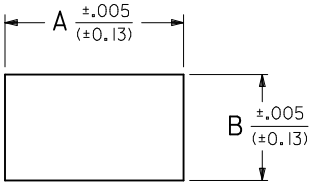
BLANK = NATURAL COLOR
AM = AMBER BK = BLACK BU = BLUE
BN = BROWN GY = GRAY GN = GREEN
OR = ORANGE RD = RED YW = YELLOW

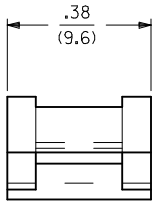


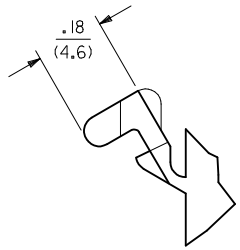
DETAIL 1

STANDARD MOUNTING EAR
SCALE 4:1









DETAIL 2

.062/(1.57)PREBENT MOUNTING EAR
(SCALE 4:1)

RECOMMENDED HOLE PATTERN

RECEP.	.930 (23.62)	.569 (14.45)		.22 (5.6)
PLUG	1.032 (26.21)	.620 (15.75)	.20 (5.1)	.21 (5.3)
PART	DIM. A	DIM. B	DIM. C (STANDARD EAR)	DIM. C (PREBENT EAR)

NOTES:

1. MATERIAL: NYLON TYPE 6/6, UL94V-2, COLOR: SEE LEGEND
2. FINISH: NONE
3. THIS PART COMPLIES WITH MOLEX PRODUCT SPEC. PS-02-06.
4. PACKAGING SPECIFICATION: PK-1625-003.
5. △5 CIRCUIT I.D. NUMBERS ON HOUSING APPEAR ON PART FROM TOOLS BUILT AFTER 1/15/94.
6. THIS HOUSING FOR USE WITH .062/(1.57) DIA. TERMINALS.
7. △7 WHERE DENOTED IN CHART, TOOLS ARE BUILT WITH PREBENT MOUNTING EARS PER DETAIL 2 AND SUPERSEDE ALL TOOLS PREVIOUSLY BUILT WITH THE STANDARD MOUNTING EARS.
8. PARTS CONFORM TO CLASS B REQUIREMENTS OF COSMETIC SPECIFICATION PS-45499-002.

SEE SHEET 1
EC NO: UCP2015-0466 2014/08/05
DRWN: JDFOX 2014/08/05
CHKD: MKIPPER 2014/08/14
APPR: FSMITH
DESCRIPTION
Q3
REV

QUALITY SYMBOLS
E =0
F =0
P =0

GENERAL TOLERANCES (UNLESS SPECIFIED)

	mm	INCH
4 PLACES	± ---	± ---
3 PLACES	± ---	± .010
2 PLACES	± 0.25	± .014
1 PLACE	± 0.35	± ---
0 PLACE	± ---	± ---

ANGULAR ±1/2°

DRAFT WHERE APPLICABLE MUST REMAIN WITHIN DIMENSIONS

DIMENSION STYLE: IN/MM
SCALE: 2:1
DESIGN UNITS: INCH
THIRD ANGLE PROJECTION

DRAWN BY	JDFOX	DATE 2014/08/05
CHECKED BY	MKIPPER	DATE 2014/08/05
APPROVED BY	FSMITH	DATE 2014/08/14

TITLE: .062 HOUSING, PLUG AND RECEPTACLE, 15 CIRCUIT, .145 CENTERS

molex

MATERIAL NO.: SEE CHART
DOCUMENT NO.: SD-1625-15*
SHEET NO.: 3 OF 3
SIZE: C

THIS DRAWING CONTAINS INFORMATION THAT IS PROPRIETARY TO MOLEX INCORPORATED AND SHOULD NOT BE USED WITHOUT WRITTEN PERMISSION


Компания «ЭлектроПласт» предлагает заключение долгосрочных отношений при поставках импортных электронных компонентов на взаимовыгодных условиях!

Наши преимущества:

- Оперативные поставки широкого спектра электронных компонентов отечественного и импортного производства напрямую от производителей и с крупнейших мировых складов;
- Поставка более 17-ти миллионов наименований электронных компонентов;
- Поставка сложных, дефицитных, либо снятых с производства позиций;
- Оперативные сроки поставки под заказ (от 5 рабочих дней);
- Экспресс доставка в любую точку России;
- Техническая поддержка проекта, помощь в подборе аналогов, поставка прототипов;
- Система менеджмента качества сертифицирована по Международному стандарту ISO 9001;
- Лицензия ФСБ на осуществление работ с использованием сведений, составляющих государственную тайну;
- Поставка специализированных компонентов (Xilinx, Altera, Analog Devices, Intersil, Interpoint, Microsemi, Aeroflex, Peregrine, Syfer, Eurofarad, Texas Instrument, Miteq, Cobham, E2V, MA-COM, Hittite, Mini-Circuits,General Dynamics и др.);

Помимо этого, одним из направлений компании «ЭлектроПласт» является направление «Источники питания». Мы предлагаем Вам помощь Конструкторского отдела:

- Подбор оптимального решения, техническое обоснование при выборе компонента;
- Подбор аналогов;
- Консультации по применению компонента;
- Поставка образцов и прототипов;
- Техническая поддержка проекта;
- Защита от снятия компонента с производства.



Как с нами связаться

Телефон: 8 (812) 309 58 32 (многоканальный)
Факс: 8 (812) 320-02-42
Электронная почта: org@eplast1.ru
Адрес: 198099, г. Санкт-Петербург, ул. Калинина, дом 2, корпус 4, литера А.