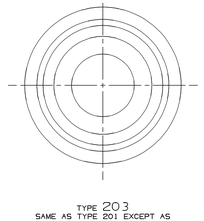
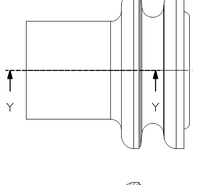
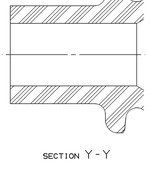
SYMBOL DEFINITION			MISSING SYMBOLS
A DIMENSION WITHOUT AN INSPECTION REPORT SYMBOL ☐ DOES NOT REQUIRE INSPECTION. IT MAY BE CONTROLLED ON THE INDIVIDUAL COMPONENT DRAWING.	TOTAL NO OF INSPECTIONS REQUIRED	4	1 3-5
	LAST NO. USED	B	

DWG STATUS DATE	STS	REV	N/P	CHG	ZONE	REVISION HISTORY	AUTH	DR	VP/GVP 1	VP/GVP 2
23DEC98	R	001	-	-	-	12191235 & 15305351 WERE ON SHEET 1	191334	TLP	TLP	SCH
23DEC98	R	002	-	-	-	15366021, 6022, 6060, 6061 & 6063-				
						6067 - RELEASED	980005	TLP	TLP	SCH
15JAN99	R	003	-	-	-	15366021-09, 15366060-61 & 15366063-67 - UPDATED PDM ATTRIBUTES; REDRAWN TO PD	195080	001	001	SCH
10SEP99	R	004	-	-	-	15336674 - WAS SEPARATE DWG	196664	AAS	RAM	GG
20NOV00	R	005	-	-	-	12191235, 15305351, 15366021-2, 15366060 15366064, 15366066-7, 15336741 REVISED MATERIAL SPEC	204620	JMP	JMP	SCH
07DEC00	R	006	-	-	-	12191235 - REVISED CHART REVISION LEVELS REV "003", C/N 195080, WAS "003 AA" REV "003", C/N 196664, WAS "002 AB" REV "003 AA", C/N 204620, WAS "002 AB"	205040	JNK	JNK	SCH
07MR01	R	007	-	-	-	ALL PARTS: REMOVED TYPE COIL FROM CHART	206674	JMP	JMP	EH
20SEP01	R	008	-	-	-	ALL PARTS - REVISED WITNESS LINES FOR DIAMETER B	214322	CJP	CJP	SCH
09NOV01	-	009	-	-	-	15366021 & 15366060 - PDM ATTRIBUTES UPDATED	215042	HAM	HAM	DB
12NOV01	R	010	-	-	-	15366065, & 67 - UPDATED PDM ATTRIBUTES	217185	MRL	MRL	HLJ
28NOV01	R	011	-	-	-	15366020 & 15305351 - UPDATED PDM ATTRIBUTES	217813	JMP	JMP	EH
04JL03	R	12	-	-	-	15473821 - RELEASED	243017	EDB	AUG	AD
23FEB05	R	13	-	-	-	ALL PARTS - ADDED ALTERNATE MATL SPEC, DIM "C" TO PD AND REF DIM TO DRAFT; REVISED PRIMARY MATL SPEC AND NOTES	265281	RH	RH	MF
28MAR05	R	14	-	-	-	ALL PARTS - DIM F WAS A, DIM Ø.6 WAS DIM Ø.8 AND REVISED HEADER CALLOUT ON CHART	266251	CDV	JAA	MR
24AUG5	R	15	-	-	-	ALL PARTS - REVISED CHART; 15366060 - REVISED INTERNAL NECK GROOVE	270772	POP	POP	MF
26APR06	R	16	-	-	-	ALL PARTS - REVISED CHARTS AND REMOVED OPTIONAL CONSTRUCTION VIEWS	279621	WM	WM	MF
30AY06	R	17	-	-	-	15366065 & 15366067 - UPDATED PDM ATTRIBUTES	280987	JBD	AUG	MPP
28NOV06	R	18	-	-	-	ADDED TYPE 203 AND 15336674 WAS TYPE 202	286943	WM	WM	MF

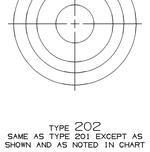


TYPE 203
SAME AS TYPE 201 EXCEPT AS SHOWN AND AS NOTED IN CHART

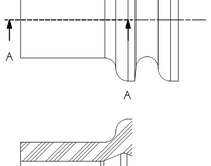


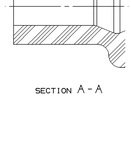


SECTION Y-Y

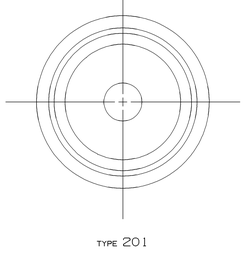


TYPE 202
SAME AS TYPE 201 EXCEPT AS SHOWN AND AS NOTED IN CHART

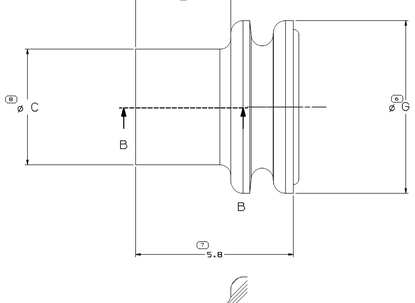


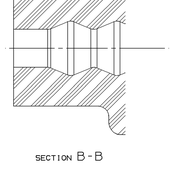


SECTION A-A

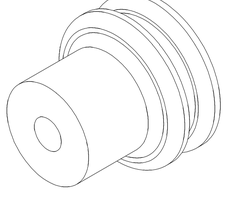


TYPE 201





SECTION B-B



NOTES

1. UNLESS OTHERWISE SPECIFIED AND/OR INDICATED:

   DIMENSIONS ARE TO FACE OF VIEW SHOWN AND AUTOMATICALLY ROUNDED BY COMPUTER FOR INSPECTION (SEE MATH MODEL FOR PRECISE DIMENSIONS). FOR ALL OTHER DIMENSIONS NOT SHOWN BUT REQUIRED FOR TOOL BUILD, SEE MATH MODEL FOR PRECISE TOOL PATH DATA.

2. PARTS SHOULD BE MADE FROM VIRGIN MATERIAL ONLY.

3. ALL OF THESE SEALS (1219XXXX) ARE BUILT WITH HIGHER OIL CONTENT WHICH IS NEEDED FOR THE MYLAR/CABLE SEAL ASSEMBLY PROCESS.

15473821	01	AD		M3469007	N/A	GRN	202	2-2.2	3.25	3.9 +0.1/-0.05	2.4 ±0.1	3.224 OVAL	0.029	N/A	N/A
15336674	02	AK		M3469008	M4361008	BLU	203	2.7-3.2	3.5	5.75	3.6	5.2	0.056	N/A	N/A
15366067	01	AL		M3469038	M43610029	TAN	201	2.5-3.2	3.5	6.35 ±0.15/-0	4.25 ±0.1	5.8	0.085	12191234	12191223
15366066	01	AJ		M3469006	M43610006	YEL	201	1.8b-2.4	3.5	6.35 ±0.1	4.25 ±0.1	5.8	0.096	12191233	12191222
15366065	01	AK		M3469005	M43610005	GRN	201	1.2-1.9	3.5	6.35 ±0.1	4.25 ±0.1	5.8	0.102	12191232	12191221
15366064	01	AJ		M3469039	M43610009	PPL	201	1.8b-2.4	3.5	5.75 ±0.1	3.45 ±0.1	5.2	0.067	12191231	12191157
15366063	01	AH		M3469003	M43610012	GRA LT	201	1.2-1.9	3.5	5.75 ±0.1	3.45 ±0.1	5.2	0.073	12191230	12191156
15366061	01	AH		M3469037	M43610019	RED DK	201	2.09-2.66	3.5	5.75 ±0.1	3.45 ±0.1	5.2	0.063	12191228	12191154
15366060	02	AA		M3469008	M43610008	BLU	202	1.8b-2.4	3.5	4.5 ±0.1	2.8 ±0.1	4	0.037	12191227	12191153
15366022	01	AK		M3469007	M43610007	GRN	201	1.4-1.9	3.2	4 +0.1/-0.05	2.4 ±0.1	3.224 OVAL	0.034	12191229	12191155
15366021	01	AK		M3469011	M43610011	WHT	201	1.2-1.9	3.5	4.5 ±0.1	2.8 ±0.1	4	0.041	12191226	12191152
15305351	02	AJ		M3469006	M43610006	YEL	201	1.7-2.1	3.25	3.9 ±0.1	2.4 ±0.1	3.224 OVAL	0.033	N/A	N/A
12191235	03	AJ		M3469039	M43610009	PPL	201	3.4-3.9	3.5	6.35 ±0.1	4.25 +0.2/-0	5.8	0.063	N/A	N/A
PART NO	REV	N/P	STATUS	MATERIAL SPEC	ALTERNATE MATERIAL SPEC	COLOR (REF ONLY)	TYPE	CABLE O.D.	E	Ø G	Ø C	CAV I.D.	VOL (CM³)	EQUIVALENT CAV. QTY SEE NOTE 3	BRAIDED ATTACHMENT SEE NOTE 4 SEE NOTE 5

6 PROCESS SENSITIVE DIMENSION

DIMENSIONS ENCLOSED IN ( ) INDICATE REFERENCE DIMENSION, NOT TO TOLERANCE UNLESS NOTED OTHERWISE

AT NOMINAL RADIUS (MM) FROM	TO	CLEARANCE (MM)
0	20	0.10
20	100	0.15
100	150	0.20
150	200	0.25
200	300	0.30
300	600	0.50

TOLERANCE UNLESS OTHERWISE SPECIFIED
.XX ±0.25 .XXX ±0.127 ANGLE ±0.5° ±1'

CODE OF TOLERANCE (%)

DWG TYPE	PART DRAWING
STYLE	
VOLUME (CM³)	SEE CHART
SYSTEM CODE	D

UNLESS OTHERWISE SPECIFIED

THIS DOCUMENT IS IN ACCORDANCE WITH ASME Y14.5M-1994 AS MODIFIED BY DELPHI E-TECH ENGINEERING STANDARD ES-XCON-1A. THIS DOCUMENT CONTAINS INFORMATION PROPRIETARY TO DELPHI AND RELATED ENTITIES. SHALL NOT BE REPRODUCED FROM IT, NOR SHALL IT BE LOANED TO ANY THIRD PARTY WITHOUT THE WRITTEN CONSENT OF DELPHI. THE INFORMATION CONTAINED IN THIS DRAWING IS THE SOLE PROPRIETARY KNOWLEDGE OF DELPHI AND/OR ITS AFFILIATES EXCEPT AS OTHERWISE INDICATED BY AN AUTHORIZED EXCEPTION. NO UNAUTHORIZED USE, SALE OR REPRODUCTION OF THIS DRAWING IS PERMITTED. REPRODUCTION OF THIS NOTICE WHEN PART OF THE DRAWING IS ALLOWED. ALL DIMENSIONS ARE IN MILLIMETERS

REFERENCE

THIRD ANGLE PROJECTION

DO NOT SCALE

USE MATH DATA

DELPHI
DELPHI PACKARD ELECTRIC SYSTEMS WARREN, OH

CAP	DATE
VP-001 T. PACK	23DEC98
VP-002 T. PACK	23DEC98
VP-003 S. C. HSIEH	21JAN99
VP-004	
VP-005	

SUBSTANCES OF CONCERN NOT REGULATED CONTENT PER DELPHI (DP4900).

MATERIAL SEE CHART

TAXI SEAL CBL 1W OT

DRAWING NUMBER 12191225

SIZE	SCALE	PAGE	SHEET	REV	CAP
A1x3	201:	1 OF 2	2 OF	R	18 -

DRAWING NUMBER 12191225
A1x3 | SCALE 201: | PAGE 1 OF 2 | SHEET 2 OF | REV R | CAP 18 -

Issue 1545
Date 23-DEC-98
Drawn SCH
Check
Approved
Size A3
Sheet 1 of 1
Scale 1:1
Tolerances unless otherwise stated
Linear ±0.1
Angular ±0.5°
Surface finish 3.2
Material
Finish
Do not scale from this drawing
Unless otherwise specified all dimensions are in millimetres
Third angle projection
Delphi Packard Electric Systems
Warren, Ohio
Proprietary and confidential
Delphi Packard Electric Systems 2000
Issue 1545


Компания «ЭлектроПласт» предлагает заключение долгосрочных отношений при поставках импортных электронных компонентов на взаимовыгодных условиях!

Наши преимущества:

- Оперативные поставки широкого спектра электронных компонентов отечественного и импортного производства напрямую от производителей и с крупнейших мировых складов;
- Поставка более 17-ти миллионов наименований электронных компонентов;
- Поставка сложных, дефицитных, либо снятых с производства позиций;
- Оперативные сроки поставки под заказ (от 5 рабочих дней);
- Экспресс доставка в любую точку России;
- Техническая поддержка проекта, помощь в подборе аналогов, поставка прототипов;
- Система менеджмента качества сертифицирована по Международному стандарту ISO 9001;
- Лицензия ФСБ на осуществление работ с использованием сведений, составляющих государственную тайну;
- Поставка специализированных компонентов (Xilinx, Altera, Analog Devices, Intersil, Interpoint, Microsemi, Aeroflex, Peregrine, Syfer, Eurofarad, Texas Instrument, Miteq, Cobham, E2V, MA-COM, Hittite, Mini-Circuits,General Dynamics и др.);

Помимо этого, одним из направлений компании «ЭлектроПласт» является направление «Источники питания». Мы предлагаем Вам помощь Конструкторского отдела:

- Подбор оптимального решения, техническое обоснование при выборе компонента;
- Подбор аналогов;
- Консультации по применению компонента;
- Поставка образцов и прототипов;
- Техническая поддержка проекта;
- Защита от снятия компонента с производства.



Как с нами связаться

Телефон: 8 (812) 309 58 32 (многоканальный)
Факс: 8 (812) 320-02-42
Электронная почта: org@eplast1.ru
Адрес: 198099, г. Санкт-Петербург, ул. Калинина, дом 2, корпус 4, литера А.