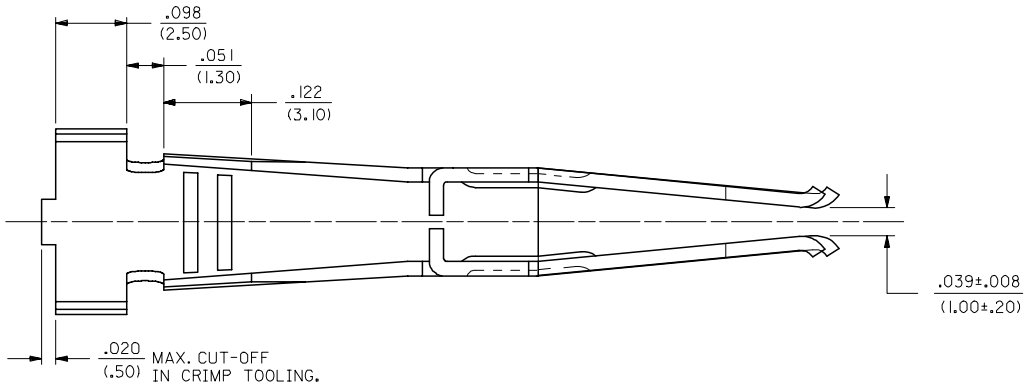

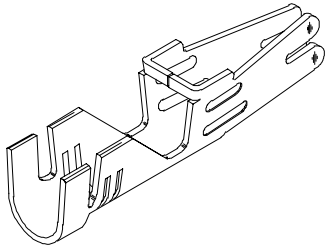

ISOMETRIC VIEW
(SCALE 4:1)

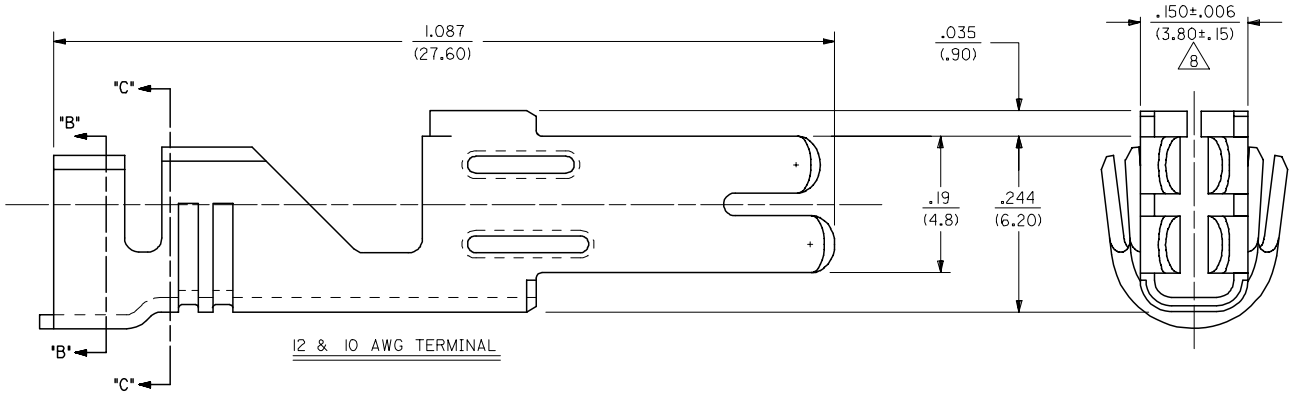

12 & 10 AWG TERMINAL

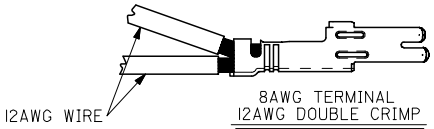

8AWG TERMINAL
12AWG DOUBLE CRIMP
(SEE NOTE 10)

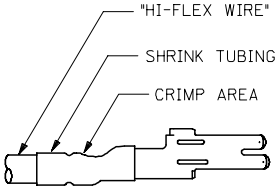

8 AWG TERMINAL
(SEE NOTE 9)

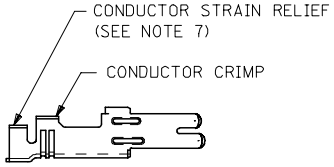

8 AWG TERMINAL
(SEE NOTE 7)

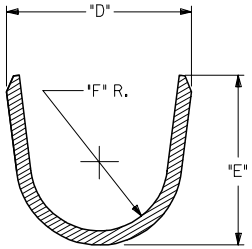

SECTION B-B

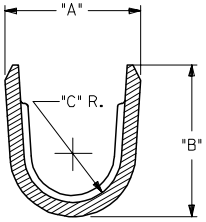

SECTION C-C
(BACKGROUND OMITTED)

REDRAWN IN ME10
EC NO: UCP2005-2769 2005/06/17
DRWN: J.COMERCI 2005/06/17
CHKD: 2005/06/17
APPR: J.COMERCI 2005/06/17
DESCRIPTION
REV
H1

QUALITY SYMBOLS
▼=0
Ⓒ=0

GENERAL TOLERANCES (UNLESS SPECIFIED)	mm	INCH
4 PLACES	± ---	± ---
3 PLACES	± ---	± .010
2 PLACES	± 0.25	± .016
1 PLACE	± 0.40	± ---
ANGULAR ±1/2°		

DRAFT WHERE APPLICABLE MUST REMAIN WITHIN DIMENSIONS

DIMENSION STYLE: IN/MM	SCALE: 8:1	DESIGN UNITS: METRIC	THIRD ANGLE PROJECTION
DRAWN BY: RJF	DATE: 1/6/92	TITLE: FEMALE CRIMP TERMINAL, 12, 10 & 8AWG MINIFIT SR.	
CHECKED BY: RJF	DATE: 1/6/92		
APPROVED BY: RAS	DATE: 1/6/92	molex MOLEX INCORPORATED	
MATERIAL NO.: SEE CHART		DOCUMENT NO.: SD-42815-*	SHEET NO.: 1 OF 2
SIZE: C		THIS DRAWING CONTAINS INFORMATION THAT IS PROPRIETARY TO MOLEX INCORPORATED AND SHOULD NOT BE USED WITHOUT WRITTEN PERMISSION	

tb_frame_C_P_ME_T
Rev. D 2004/04/02

ITEM NUMBER	WIRE RANGE	DIM. A	DIM. B	DIM. C	DIM. D	DIM. E	DIM. F	MAX. INSULATION DIAMETER	PLATING
42815-0011	12 & 10 AWG	.213±.024 (5.40±.60)	.240±.016 (6.10±.40)	(067 (1.70) R.	.232±.024 (5.90±.60)	.260±.016 (6.60±.40)	.087 (2.20) R.	.209 (5.30) DIA.	OVERALL TIN
42815-0031	8 AWG	.229±.024 (5.83±.60)	.292±.016 (7.42±.40)	.067 (1.70) R.	.236±.024 (6.00±.60)	.216±.016 (5.50±.40)	.087 (2.20) R.	.260 (6.60) DIA.	
42815-0012	12 & 10 AWG	.213±.024 (5.40±.60)	.240±.016 (6.10±.40)	(067 (1.70) R.	.232±.024 (5.90±.60)	.260±.016 (6.60±.40)	.087 (2.20) R.	.209 (5.30) DIA.	SELECT GOLD
42815-0032	8 AWG	.229±.024 (5.83±.60)	.292±.016 (7.42±.40)	.067 (1.70) R.	.236±.024 (6.00±.60)	.216±.016 (5.50±.40)	.087 (2.20) R.	.260 (6.60) DIA.	

NOTES:

1) MATERIAL: COPPER ALLOY 151, .020/(.50) THICK.

2) PLATING:

1 = .000100/(.00254) MIN. *TIN OVER .000050/(.00127) MIN. NICKEL.

2 = .000030/(.00076) MIN. SELECT GOLD IN CONTACT AREA. .000100/(.00254) MIN. SELECT *TIN ON SOLDER TAILS OVER .000050/(.00127) MIN. NICKEL.

* THE PRIMARY SHIPPING CARTON WILL BE LABELED "COMPLIANT TO RoHS DIRECTIVE 2002/95/EC AND ELV ANNEX II OF DIRECTIVE 2000/53/EC". CARTONS WITHOUT THIS LABEL MAY CONTAIN PRODUCT WITH TIN-LEAD.

3) PRODUCT SPEC.: PS-42815-001

4) PART IS DESIGNED IN METRIC.

5) TERMINALS FOR USE WITH STRANDED WIRE ONLY.

6) ITEM NUMBERS PRECEEDED BY AN "X" IN THE CHART ARE NOT AVAILABLE.

7) THE 8 AWG TERMINAL HAS NO INSULATION CRIMP. THE SECONDARY CRIMP SECTION ACTS AS A STRAIN RELIEF ON THE BARE CONDUCTOR ONLY. SEE MOLEX CRIMP SPECIFICATION FOR DETAILS.

8 AFTER CRIMPING, THIS DIMENSION IS .140/(3.55) MINIMUM.

9) WHEN USING THE 8 AWG TERMINAL WITH "SUPERFLEX WIRE", MOLEX STRONGLY RECOMMENDS THAT THE APPROPRIATELY RATED HEAT SHRINK INSULATION BE APPLIED OVER THE WIRE INSULATION AND CRIMP AREA, AS SHOWN, TO MINIMIZE WIRE INSULATION CREEPAGE OUTSIDE OF HOUSING.

10) THE 8AWG TERMINAL WILL ALSO ACCOMODATE 2 12AWG WIRES SEE CRIMP SPEC FOR DETAILS.

11) CRIMP SPECS.:
638210000 FOR 10AWG & 12AWG
638300000 FOR 8AWG, 8AWG HI-FLEX & DOUBLE 12AWG

LEGEND:

42815 - 0 0 * *

CRIMP RANGE
1 = 12 & 10 AWG
3 = 8 AWG

PLATING
1 = OVERALL TIN OVER NICKEL
2 = SELECT GOLD IN CONTACT AREA SELECT TIN IN CRIMP AREA OVER NICKEL

SEE SHEET 1
EC NO: UCP2005-2769 2005/06/17
DRWN: JCOMERCI 2005/06/17
CHKD: 2005/06/17
APPR: JCOMERCI 2005/06/17
DESCRIPTION
REV
H1

QUALITY SYMBOLS
▼=0
Ⓒ=0

GENERAL TOLERANCES (UNLESS SPECIFIED)

	mm	INCH
4 PLACES	± ---	± ---
3 PLACES	± ---	± .010
2 PLACES	± 0.25	± .016
1 PLACE	± 0.40	± ---
ANGULAR ±1/2°		

DRAFT WHERE APPLICABLE MUST REMAIN WITHIN DIMENSIONS

DIMENSION STYLE: IN/MM
SCALE: 8:1
DESIGN UNITS: METRIC
THIRD ANGLE PROJECTION

DRAWN BY: RJF DATE: 1/6/92
CHECKED BY: RJF DATE: 1/6/92
APPROVED BY: RAS DATE: 1/6/92

TITLE: FEMALE CRIMP TERMINAL 10-12 AWG & 8 AWG MINIFIT SR. SERIES

molex MOLEX INCORPORATED

MATERIAL NO.: SEE CHART
DOCUMENT NO.: SD-42815-*
SHEET NO.: 2 OF 2
SIZE: C

THIS DRAWING CONTAINS INFORMATION THAT IS PROPRIETARY TO MOLEX INCORPORATED AND SHOULD NOT BE USED WITHOUT WRITTEN PERMISSION

Компания «ЭлектроПласт» предлагает заключение долгосрочных отношений при поставках импортных электронных компонентов на взаимовыгодных условиях!

Наши преимущества:

- Оперативные поставки широкого спектра электронных компонентов отечественного и импортного производства напрямую от производителей и с крупнейших мировых складов;
- Поставка более 17-ти миллионов наименований электронных компонентов;
- Поставка сложных, дефицитных, либо снятых с производства позиций;
- Оперативные сроки поставки под заказ (от 5 рабочих дней);
- Экспресс доставка в любую точку России;
- Техническая поддержка проекта, помощь в подборе аналогов, поставка прототипов;
- Система менеджмента качества сертифицирована по Международному стандарту ISO 9001;
- Лицензия ФСБ на осуществление работ с использованием сведений, составляющих государственную тайну;
- Поставка специализированных компонентов (Xilinx, Altera, Analog Devices, Intersil, Interpoint, Microsemi, Aeroflex, Peregrine, Syfer, Eurofarad, Texas Instrument, Miteq, Cobham, E2V, MA-COM, Hittite, Mini-Circuits,General Dynamics и др.);

Помимо этого, одним из направлений компании «ЭлектроПласт» является направление «Источники питания». Мы предлагаем Вам помощь Конструкторского отдела:

- Подбор оптимального решения, техническое обоснование при выборе компонента;
- Подбор аналогов;
- Консультации по применению компонента;
- Поставка образцов и прототипов;
- Техническая поддержка проекта;
- Защита от снятия компонента с производства.

Как с нами связаться

Телефон: 8 (812) 309 58 32 (многоканальный)
Факс: 8 (812) 320-02-42
Электронная почта: org@eplast1.ru
Адрес: 198099, г. Санкт-Петербург, ул. Калинина, дом 2, корпус 4, литера А.