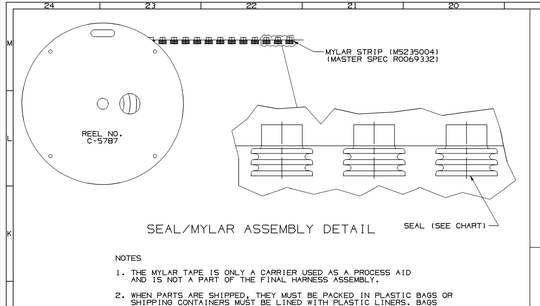
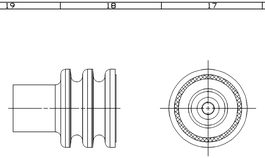


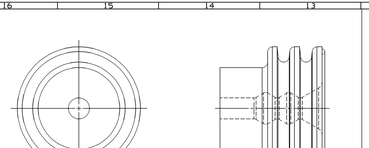
SEAL/MYLAR ASSEMBLY DETAIL

NOTES

1. THE MYLAR TAPE IS ONLY A CARRIER USED AS A PROCESS AID AND IS NOT A PART OF THE FINAL HARNESS ASSEMBLY.
2. WHEN PARTS ARE SHIPPED, THEY MUST BE PACKED IN PLASTIC BAGS OR SHIPPING CONTAINERS MUST BE LINED WITH PLASTIC LINERS. BAGS OR LINERS MUST BE SEALED TO AVOID ENTRY OF FOREIGN MATTER.



OPTIONAL CONSTRUCTION 1
(ANTI-STICK RING)



OPTIONAL CONSTRUCTION 2
THIS IS THE PREFERRED CONSTRUCTION FOR NEW TOOL BUILDS
(ANTI-STICK RING)

SYMBOL DEFINITION		MISSING SYMBOLS
A DIMENSION WITHOUT AN INSPECTION REPORT SYMBOL (□) DOES NOT REQUIRE INSPECTION. IT MAY BE CONTROLLED ON THE INDIVIDUAL COMPONENT DRAWING.	TOTAL NO OF INSPECTIONS REQUIRED: 5	NO MISSING SYMBOL NUMBER
	LAST NO. USED: 5	

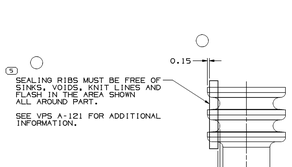
DRG STATUS DATE	STS	REV	N/P	CHG	ZONE	REVISION HISTORY	AUTH	DR	PP	QVPD 1	QVPD 2
03DEC99	R	001	-	-	-	ALL PARTS - REDRAWN TO PD	990009	EDV	DMP	RH	
03DEC99	R	002	-	-	-	15324973-76 & 15324979 - RELEASED	990005	EDV	DMP	RH	M
17MY00	R	003	-	-	-	15393249 - RELEASED	000005	MAC	MAC	MM	
07MA00	R	004	-	-	-	15324973-76 & 15324979 - REVISED	002978	JLZ	AW	JR	
07MA00	R	005	-	-	-	15393249 - REVISED MYLAR & CABLE SEAL ASM COLUMN	204413	DAR	AW	JR	
19JA01	R	006	-	-	-	UPDATED PDM ATTRIBUTES	205150	JLZ	LLZ	JR	
09JA01	R	007	-	-	-	15393249 - PM002916 WAS PM002196 AND "G" DIM WAS 5.75 +/- 0.15	205774	MAC	MAC	TP	
29MR01	R	008	-	-	-	15393249 - MAT'L SPEC WAS PM002916	207669	FMH	MH	TP	
06AR01	R	009	-	-	-	12048086 - UPDATED PDM ATTRIBUTES	215063	MRL	MH	DLB	
10FE01	R	10	-	-	-	15324974 AND 15324976 - UPDATED PDM ATTRIBUTES	236300	SRB	SRB	MLP	
05APO4	R	11	-	-	-	12052925,12052924,15393249,15324979, 12209476,15324975,15324973,12186769, 12129926,12112213,12089678,12084941, 12084193,12048087,AND 12048086 - UPDATED MAT'L SPECS, REMOVED MAT'L SPEC NOTES. NOTE 9 WAS 10 AND REMOVED OLD NOTE 9, REMOVED "J" & "J" DIM D PLCS AND "J" COLUMN FROM CHART,ADDED COLOR COLUM TO CHART	251238	SRB	SRB	MP	
19NO04	R	12	-	-	-	REVISED CHART	261378	MLM	MLM	MP	
23FE05	R	13	-	-	-	12048086,12048087,12084193,12089678, 12112213,12186769,12052924,12052925, 12216689,12089442 AND 12186770 ADDED RESTRICTED STATUS 15324973-976 AND 15324979 ADDED TO PART NUMBERS NOTES COLUMN TO CHART& NOTE 9 WAS 9, NOTE B WAS 7 AND NOTE 9 WAS B1 REMOVED DIM "C" FROM TYPE 402 VIEW	265239	RH	RH	MP	K
10JN05	R	14	-	-	-	REVISED GRAPHICS	269180	BPS	JVW	MPR	
17FE06	R	15	-	-	-	REVISED CHART	277502	MM	MM	MP	
03MR06	R	16	-	-	-	15324973-76 & 15324979 - MAT'L SPEC WAS M3469	277946	HDS	JVW	MP	
17AU06	R	17	-	-	-	15324975 - OBSOLETE	273517	CCV	AUG	MP	
03OCO6	R	18	-	-	-	ALL ACTIVE PARTS - ADDED SEALING RIBS VIEWS, OVERALL LENGTH LABEL, SEALING RIBS LABEL, ANTI-STICK RING OPTIONAL CONSTRUCTION 1 & 2 VIEWS AND DIMS PER PLCS12 12084193 & 12216689 REMOVED REFERENCE TO OPTIONAL CONSTRUCTION RING, CONSTRUCTION LINE VIEWS, TYPES 404, 405 & 406 VIEWS AND COLUMNS C,F & G FROM CHART1 DIM Ø 3.45 WAS Ø5.6, DIM Ø 5.75 ±0.2 WAS Ø 6 & DIM 7.5 WAS F, CABLE OD RANGE 1.2 - 1.7 WAS 1.29 - 1.7 AND EQUIVALENT CABLE SEAL COLUMN 15324973-76 & 15324979 & 15324979 - MAT'L SPEC WAS M3466XX & ADDED ALTERNATE MAT'L SPEC M3466XX	285225	JBD	TRO	MPR	



TYPE 402
SAME AS TYPE 401
EXCEPT AS SHOWN

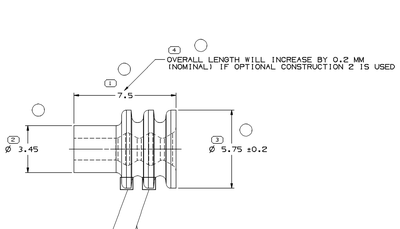


TYPE 403
SAME AS TYPE 401
EXCEPT AS SHOWN





TYPE 401



SEALING RIBS MAY DIFFER AS SHOWN

NOTES

1. UNLESS OTHERWISE SPECIFIED AND/OR INDICATED:

   DIMENSIONS ARE TO FACE OF VIEW SHOWN AND AUTOMATICALLY ROUNDED BY COMPUTER FOR INSPECTION (SEE MATH MODEL FOR PRECISE DIMENSIONS). FOR ALL OTHER DIMENSIONS NOT SHOWN BUT REQUIRED FOR TOOL BUILD, SEE MATH MODEL FOR PRECISE TOOL PATH DATA.

2. SEALING RIBS ARE IDENTICAL, EXCEPT AS SHOWN.
3. PARTS NOT MADE ON FLASHLESS MOLDS MUST BE DEFLASHED, WASHED AND DRIED AFTER MOLDING. WASHING SHOULD OCCUR WITHIN 12 HOURS AFTER MOLDING.
4. PARTS ARE TO BE PACKAGED IN SEALED PLASTIC BAGS. GROSS WEIGHT INCLUDING CARTON IS NOT TO EXCEED 34 POUNDS.
5. PARTS MUST BE MADE FROM VIRGIN MATERIAL ONLY.
6. TO IMPROVE SEAL PROCESSING ON SLIPPERY OR SMOOTH CABLE INSULATION, THE APPLICATION ENGINEER MAY SURFACE THE NEXT SMALLER SEAL SIZE P/N IN PLACE OF THE INDICATED SEAL FOR THE "CABLE O.D." LISTED IN THE CHART.
7. CABLE SEAL PART NUMBER DESIGNATED EXCLUSIVELY FOR SEALS PRODUCED FROM OSR TOOLING. PART NUMBER RECOMMENDED FOR AUTOMATED ABS APPLICATIONS. ALL OTHER APPLICATIONS SHOULD USE 12089678.
8. DESIGNED FOR 0.8 MM² SOLID CORE DRAIN WIRE Ø 1.002 ±0.007
9. PARTS MADE OF FLUOROSILICONE MUST BE POST-CURED FOR 4 HRS AT 400°F.

VIEW SCALE DOES NOT REFLECT ACTUAL PART SIZE

				15393249	01	AF		M4358007	GRN		403	2.15-1.6	5.2	-	SEE NOTE 9
				15324979	01	AF		M3459003	GRA	M3466003	403	2.15-1.6	5.2	12186769	-
				15324976	01	AF		M3469011	WHT	M3466011	403	2.15-1.6	5.2	12089678	-
				15324975	01	AF	OBSOLETE	M3466038	TAN		402	1.009-0.995	5.2	-	SEE NOTE B
				15324974	01	A8		M3469008	BLU	M3466008	403	1.7-1.29	5.2	12048087	-
				15324973	01	AF		M3469037	DK RD	M3466037	401	2.85-2.03	5.2	12048086	-
12186770	B3	-	RESTRICTED	12186769	B6	-	RESTRICTED	M2261003	GRA	-	403	2.15-1.6	5.2	15324979	SEE NOTE 7
12146011	A	-	OBSOLETE	12129926	B4	-		M4358005	GRN	-	403	1.7-1.29	5.2	-	SEE NOTE 9
				12112213	B5	-	RESTRICTED	M4398008	BLU	-	401	2.65-1.85	5.2	-	-
12089442	B3	-	RESTRICTED	12089678	A6	-	RESTRICTED	M3471011	WHT	M2261011	403	2.15-1.6	5.2	15324976	-
				12089441	B	-	OBSOLETE	M2261006	YEL	-	403	2.15-1.6	5.2	-	-
12124669	A3	-	-	12084193	A5	-	-	M2261029	TAN	-	402	1.009-0.995	5.2	-	SEE NOTE B
12052925	A4	-	RESTRICTED	12048087	02	AC	RESTRICTED	M3471008	BLU	M2261008	403	1.7-1.29	5.2	15324974	-
12052924	A4	-	RESTRICTED	12048086	02	AC	RESTRICTED	M3471037	DK RD	M2261019	401	2.85-2.03	5.2	15324973	-
PART NO	REV	N/P	STATUS	PART NO	REV	N/P	STATUS	MATERIAL SPECIFICATION	COLOR (REF ONLY)	ALTERNATE MATERIAL SPECIFICATION	TYPE	CABLE O.D. ±0.05 SEE NOTE 6	CAVITY I.D.	EQUIVALENT CABLE SEAL	NOTES
MYLAR & CABLE SEAL ASM				CABLE SEAL											

DRAWING NUMBER 12010295
SIZE A1x3 | SCALE 101 | SHEET NO 2 OF 2 | 4 OF | REV R | CHG 18 | SHT -

(3) PROCESS SENSITIVE DIMENSION
DIMENSIONS ENCLOSED IN ( ) INDICATE REFERENCE DIMENSION, NO 45 TOLERANCE LIMITS ARE ESTABLISHED

AT NOMINAL RANGE (MM)	OVER	0.5	3	6	30	120	315	1000	2000
	TO	3	6	30	120	315	1000	2000	4000
TOLERANCE UNLESS OTHERWISE SPECIFIED		±0.15	±0.2	±0.3	±0.4	±0.5	±0.8	±1.2	±1.6

ISSUED BY DELPHI

THIRD ANGLE PROJECTION

DO NOT SCALE USE MATH DATA

UNLESS OTHERWISE SPECIFIED THIS DOCUMENT IS TO INTERPRETED WITH ANSI Y14.5M-1994 TO DIMENSION AND TOLERANCE. ALL DIMENSIONS ARE IN MILLIMETERS. THIS DOCUMENT CONTAINS PROPRIETARY INFORMATION AND IS THE PROPERTY OF DELPHI. THE INFORMATION CONTAINED IN THIS DRAWING IS FOR THE SOLE USE OF DELPHI EMPLOYEES AND AUTHORIZED SUBCONTRACTORS. NO PART OF THIS DRAWING SHALL BE REPRODUCED, STORED IN A RETRIEVAL SYSTEM, OR TRANSMITTED IN ANY FORM WITHOUT PRIOR WRITTEN PERMISSION OF DELPHI. ALL RIGHTS RESERVED.

DWG TYPE	PART DRAWING
TITLE	
VOLUME CONT	SYSTEM CODE: D

REFERENCE

DELPHI
DELPHI PACKARD ELECTRIC SYSTEMS
WARREN, OH

DR	DATE
APO01 J. HOUGEL-MAN	13JA89
APO02 T. MUSIEL	26JA89
APO03 J. HERMANN	31JA89
APO04	
APO05	

SUBSTANCES OF CONCERN NO RECEIVED CONTENT PER DELPHI GM4900.

SEE CHART

DRAWING NAME
TAXI SEAL CBL IW M/P

DRAWING NUMBER 12010295
SIZE A1x3 | SCALE 101 | SHEET NO 1 OF 2 | 4 OF | REV R | CHG 18 | SHT -

ISO 10582

Date: 2008 Time: 13:08:48 Drawn: 2008

OCEAN CHIPS
Океан Электроники
Поставка электронных компонентов

Компания «Океан Электроники» предлагает заключение долгосрочных отношений при поставках импортных электронных компонентов на взаимовыгодных условиях!

Наши преимущества:

- Поставка оригинальных импортных электронных компонентов напрямую с производств Америки, Европы и Азии, а так же с крупнейших складов мира;
- Широкая линейка поставок активных и пассивных импортных электронных компонентов (более 30 млн. наименований);
- Поставка сложных, дефицитных, либо снятых с производства позиций;
- Оперативные сроки поставки под заказ (от 5 рабочих дней);
- Экспресс доставка в любую точку России;
- Помощь Конструкторского Отдела и консультации квалифицированных инженеров;
- Техническая поддержка проекта, помощь в подборе аналогов, поставка прототипов;
- Поставка электронных компонентов под контролем ВП;
- Система менеджмента качества сертифицирована по Международному стандарту ISO 9001;
- При необходимости вся продукция военного и аэрокосмического назначения проходит испытания и сертификацию в лаборатории (по согласованию с заказчиком);
- Поставка специализированных компонентов военного и аэрокосмического уровня качества (Xilinx, Altera, Analog Devices, Intersil, Interpoint, Microsemi, Actel, Aeroflex, Peregrine, VPT, Syfer, Eurofarad, Texas Instruments, MS Kennedy, Miteq, Cobham, E2V, MA-COM, Hittite, Mini-Circuits, General Dynamics и др.);

Компания «Океан Электроники» является официальным дистрибьютором и эксклюзивным представителем в России одного из крупнейших производителей разъемов военного и аэрокосмического назначения «**JONHON**», а так же официальным дистрибьютором и эксклюзивным представителем в России производителя высокотехнологичных и надежных решений для передачи СВЧ сигналов «**FORSTAR**».

AVIC JONHON

«JONHON» (основан в 1970 г.)

Разъемы специального, военного и аэрокосмического назначения:

(Применяются в военной, авиационной, аэрокосмической, морской, железнодорожной, горно- и нефтедобывающей отраслях промышленности)

«FORSTAR» (основан в 1998 г.)

ВЧ соединители, коаксиальные кабели, кабельные сборки и микроволновые компоненты:

(Применяются в телекоммуникациях гражданского и специального назначения, в средствах связи, РЛС, а так же военной, авиационной и аэрокосмической отраслях промышленности).

FORSTAR®

Телефон: 8 (812) 309-75-97 (многоканальный)
Факс: 8 (812) 320-03-32
Электронная почта: ocean@oceanchips.ru
Web: http://oceanchips.ru/
Адрес: 198099, г. Санкт-Петербург, ул. Калинина, д. 2, корп. 4, лит. А