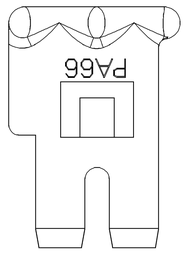
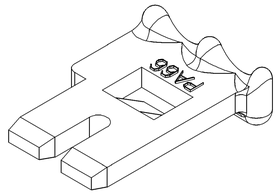
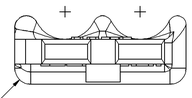
SYMBOL DEFINITION		
A DIMENSION WITHOUT AN INSPECTION REPORT SYMBOL ( ) DOES NOT REQUIRE INSPECTION. IT MAY BE CONTROLLED ON THE INDIVIDUAL COMPONENT DRAWING.	TOTAL NO OF INSPECTIONS REQUIRED	16
	LAST NO. USED	14

MISSING SYMBOLS
NO MISSING SYMBOL NUMBER

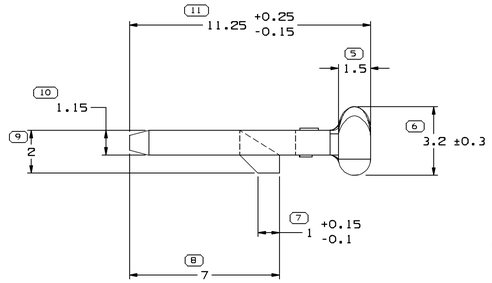
DWG STATUS DATE	STG	REV	N/P	CHG	ZONE	REVISION HISTORY	AUTH	DR	APVD 1	APVD 2
01MY02	R	A8	-	-		CLEARED REVISION COLUMN, ADDED OPTIONAL CONSTRUCTION, NOTE, DIMENSION & REVISED MAT'L SPEC	223852	LEG	GEG	GMC
12AUG3	R	A9	-	-		UPDATED PDM ATTRIBUTES	244613	CMZ	CMZ	GM
08NOV6	R	01	AK	-		12047664 RESTRICTED REPLACED BY 15324070	286563	MM	MM	BG

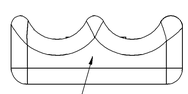




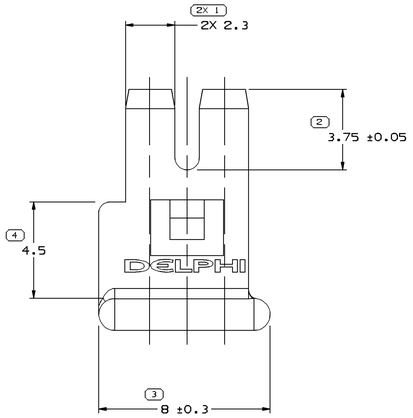


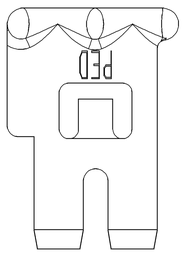
(2X 13) 2X R 0.75 +1.45 -0.75 OPTIONAL DUE TO GATE

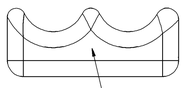




12 NO GATES, PROTRUSIONS OR SHARP EDGES ALLOWED ON THIS SURFACE.







14 ANY GATES ON THIS SURFACE MUST NOT EXCEED HEIGHT OF 0.1 MM AND MUST BE SOFT TO THE OPERATOR CONTACT (NO SHARP EDGES OR POINTS ALLOWED).

OPTIONAL CONSTRUCTION

NOTES

1. UNLESS OTHERWISE SPECIFIED AND/OR INDICATED:
   DIMENSIONS ARE TO FACE OF VIEW SHOWN AND AUTOMATICALLY ROUNDED BY COMPUTER FOR INSPECTION (SEE MATH MODEL FOR PRECISE DIMENSIONS). FOR ALL OTHER DIMENSIONS NOT SHOWN BUT REQUIRED FOR TOOL BUILD, SEE MATH MODEL FOR PRECISE TOOL PATH DATA.
2. MATERIAL RECYCLING CODE >PA66< PER SAE J1344. (2.3)X(0.1) RAISED CHARACTERS AS SHOWN TO BE LOCATED ON ANY EXTERIOR SURFACE. OPTIONAL CONSTRUCTION TO BE NO MATERIAL RECYCLING CODE.
3. THIS PART IS NOT CONTROLLED FOR AUTOMATIC FEEDING.
4. MATING COMPONENTS OR EQUIVALENT:
   CONNECTOR 12047662 & 12047785
5. (2.3)X(0.1) RAISED DELPHI CORPORATE BRAND TO BE LOCATED ON ANY EXTERIOR SURFACE, PREFERABLY VISIBLE AT FINAL ASSEMBLY. OPTIONAL CONSTRUCTION TO BE "PED" OR NO LOGO.

RESTRICTED USAGE
REPLACED BY
15324070

DWG TYPE	PART DRAWING
STYLE	
VOLUME (CM³)	0.085
DISTR CODE	

UNLESS OTHERWISE SPECIFIED
THIS DOCUMENT IS IN ACCORDANCE WITH ASME Y14.5M-1994 AS AMENDED BY THE GM GLOBAL DIMENSIONING AND TOLERANCING ADDENDUM-2001. SEPARATE PATTERNS OF FEATURES MAY BE DATED SEPARATELY REGARDLESS OF DATUM REFERENCES.

ALL DIMENSIONS ARE IN MILLIMETERS

REFERENCE

(11) PROCESS SENSITIVE DIMENSION

DIMENSIONS ENCLOSED IN ( ) INDICATE REFERENCE DIMENSIONS AND NO TOLERANCE LIMITS ARE ESTABLISHED

DIMENSIONAL RANGE (MM) CHART ET										
FROM	> 0	> 20	> 30	> 70	> 100	> 150	> 200	> 250	> 300	
TO	20	30	70	100	150	200	250	300	400	
TOLERANCE UNLESS OTHERWISE SPECIFIED	±0.15	±0.2	±0.3	±0.4	±0.5	±0.6	±0.8	±1	±1.2	
ANGULAR TOLERANCE ±2°										

THIRD ANGLE PROJECTION

DO NOT SCALE

USE MATH DATA

UNIGRAPHICS SOLUTIONS

DELPHI

DELPHI PACKARD ELECTRIC SYSTEMS
WARREN, OH

		DATE
DR		
APVD1	E. VAZQUEZ	15JN01
APVD2	E. VAZQUEZ	15JN01
APVD3	G. MACIAS	18JN01
APVD4		
APVD5		

SUBSTANCES OF CONCERN AND RECYCLED CONTENT PER DELPHI [094900]

MATERIAL
M3592025 PA66 HS IM GRA MD

DRAWING NAME
LOCK SECONDARY TPA M/P GRA MD

DRAWING NUMBER
12047664

SIZE	SCALE	FRAME NO	SHEET NO	STG	REV	N/P
A0	10:1	1 OF 1	1 OF 1	R	01	AK

Part: 12047664-CLS01-S01 Date: 09-Nov-06 Time: 11:02 Plotted by: Jesspepper