


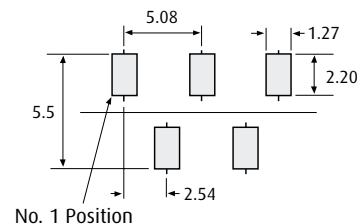
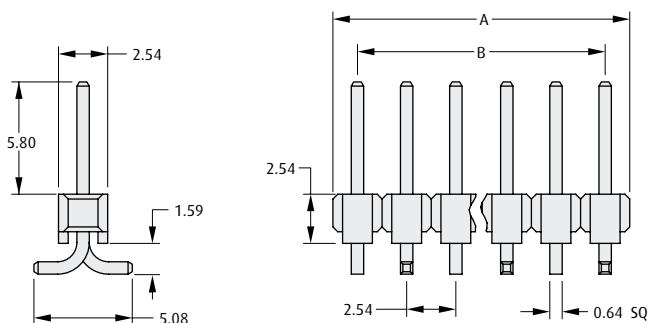
M20 Connectors

Vertical SMT Male Connectors

- ❖ For pick and place cap and packed in tube – add P to the end of the part number.
- ❖ For pick and place cap in tape & reel packaging – add R to the end of the part number.
- ❖ For alternative pin lengths, see pin header variants on page 117.



SINGLE ROW

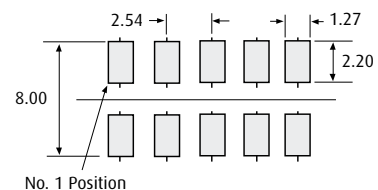
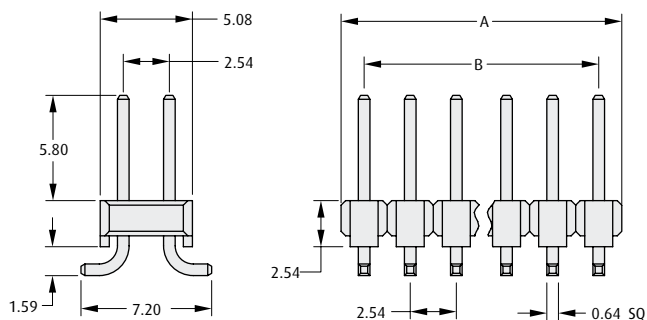


Recommended PC Board Pattern

CALCULATION

A	2.54 x No. of ways per row
B	2.54 x (No. of ways per row – 1)

DOUBLE ROW



Recommended PC Board Pattern

HOW TO ORDER

M20 - 87 X XX XX

SERIES CODE

TAIL SPACING

6	Double Row
7	Single Row

FINISH

42	Gold + Tin	Ⓜ6
46	Tin	Ⓜ6

NO. OF WAYS PER ROW

02 to 40

All dimensions in mm.

www.harwin.com

