

VH CONNECTOR

3.96mm pitch/Disconnectable Crimp style connectors

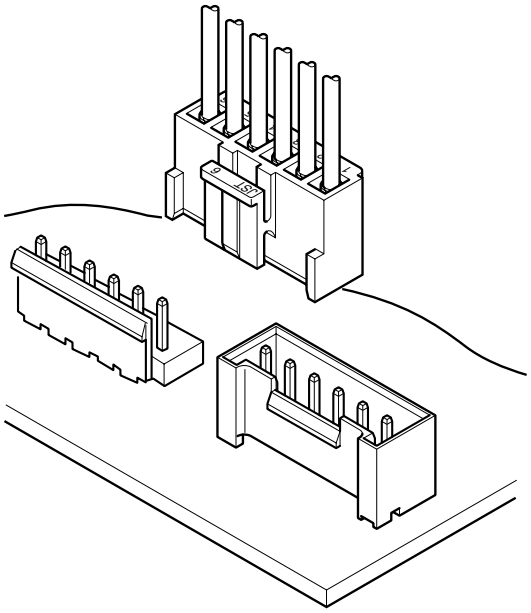

This small, field-proven connector for printed circuit boards is reliable and has a large current carrying capacity. It can be used with a wide variety of signal, power supply, and output circuits that appear in consumer electronic products.

- ***Proven box contact***
- ***Compact connector with a large capacity***
- ***Secure contact and mounting***

Specifications

- Current rating: 10A AC, DC (AWG #16)
- Voltage rating: 250V AC, DC
- Temperature range: -25˚C to +85˚C (including temperature rise in applying electrical current)
- Contact resistance: Initial value/ 10m Ω max. After environmental testing/ 20m Ω max.
- Insulation resistance: 1,000M Ω min.
- Withstanding voltage: 1,500V AC/minute
- Applicable wire: AWG #22 to #16
- Applicable PC board thickness: 1.6mm

Note:
Do not branch in parallel current which exceeds the rated current. If branched in parallel, current imbalance or other problems may develop. If it is absolutely necessary to branch such a large current in parallel, be sure to use contacts made of phosphor bronze. Design the circuits without causing imbalance and provide an extra margin for each circuit.

* Compliant with RoHS.
* Refer to "General Instruction and Notice when using Terminals and Connectors" at the end of this catalog.
* Contact JST for details.

Standards

Recognized E60389

Certified LR20812

R75122

Locking header
Top entry type

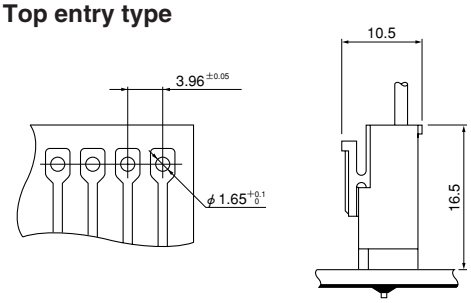

Locking header
Side entry type

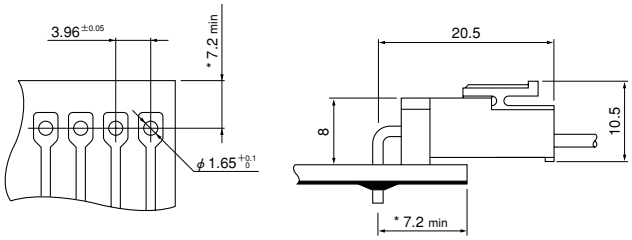

**11.0 max. when used with the VR connector receptacle.*

Locking header
Side entry type with PCB stabilizer

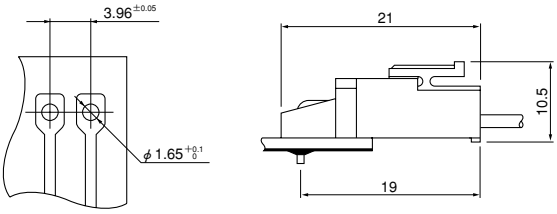

Shrouded header

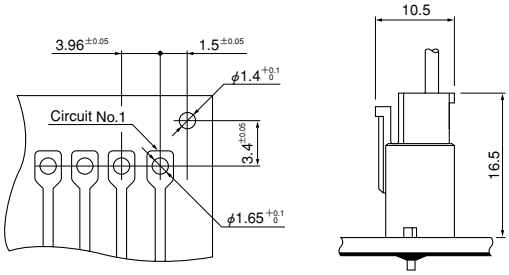

Note: 1. The above figure is the figure viewed from soldering side.
2. Tolerances are non-cumulative: ±0.05mm for all centers.
3. Please consider the pattern layout design in case of applying the large current.
4. Hole dimensions differ according to the kind of PC board and piercing method. The dimensions above should serve as a guideline. Contact JST for details.

Contact

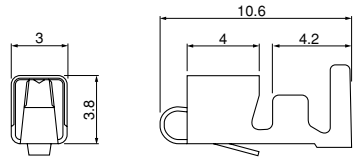

Model No.	Applicable wire		Insulation O.D. (mm)	Q'ty / reel
	mm²	AWG#		
SVH-21T-P1.1	0.33～0.83	22～18	1.7～3.0	4,500
SVH-41T-P1.1	0.5 ～1.25	20～16	1.7～3.0	3,500

Material and Finish
Phosphor bronze, tin-plated (reflow treatment)

RoHS compliance

Note: 1. Contact JST for brass products.
2. When using retainer mountable type housing, applicable wire's insulation O. D. shall be 1.7 to 2.2mm.

Contact	Crimping machine	Applicator		
		Crimp applicator	Dies	Crimp applicator with dies
SVH-21T-P1.1	AP-K2N	MKS-L	MK/SVH-21-11	APLMK SVH21-11
		*MKS-SC	SC/SVH-21-11	APLSC SVH21-11

*Note: *Strip-crimp applicator*

Contact	Crimping machine	Applicator		
		Crimp applicator	Dies	Crimp applicator with dies
SVH-41T-P1.1	AP-K2N	MKS-L	MK/SVH-41-11	APLMK SVH41-11
		—	—	—

Housing

N type

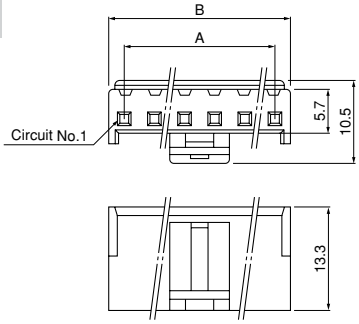

M type

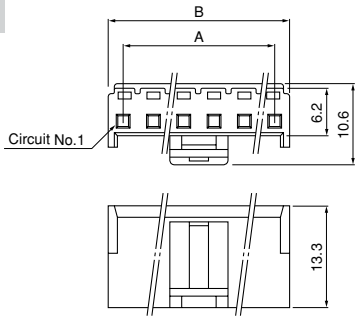

Retainer mountable type

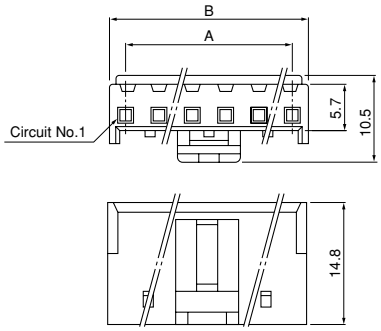

Circuits	Model No.			Dimensions (mm)		Q'ty / bag
	N type	M type	Retaine mountable type	A	B	
2	**VHR-2N**	**VHR-2M**	**VHRR-2N**	3.96	7.86	1,000
3	**VHR-3N**	**VHR-3M**	**VHRR-3N**	7.92	11.82	1,000
4	**VHR-4N**	**VHR-4M**	—	11.88	15.78	1,000
5	**VHR-5N**	**VHR-5M**	**VHRR-5N**	15.84	19.74	1,000
6	**VHR-6N**	**VHR-6M**	—	19.80	23.70	500
7	**VHR-7N**	**VHR-7M**	**VHRR-7N**	23.76	27.66	500
8	**VHR-8N**	—	**VHRR-8N**	27.72	31.62	500
9	**VHR-9N**	**VHR-9M**	**VHRR-9N**	31.68	35.58	500
10	**VHR-10N**	—	—	35.64	39.54	500
11	**VHR-11N**	—	—	39.60	43.50	500

Material
PA 6, UL94V-0, natural (white)

RoHS compliance

Note: 1. Models identified as VHR-( ) M incorporate measures to prevent electric shock and are thus safer in regard to high voltages.
2. The applicable housing for 2 circuits shrouded header is "VHR-2N" only. "VHRR-2N" is not applicable.

<For reference> As the color identification,
the following alphabet shall be put in the underlined part.
For availability, delivery and minimum order quantity, contact JST.

ex. **VHR-2N-oo**
(blank)…natural (white)
BK…black R…red BL…blue M…green D…orange Y…yellow
PK…pink H…gray

Retainer

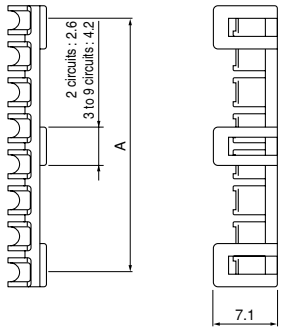

Circuits	Model No.	A	Q'ty / bag
2	**VHS-2V**	3.70	1,000
3	**VHS-3V**	7.52	1,000
5	**VHS-5V**	15.44	1,000
7	**VHS-7V**	23.36	1,000
8	**VHS-8V**	27.32	1,000
9	**VHS-9V**	31.28	1,000

Material
Glass-filled PA 66, UL94V-0, natural (ivory)

RoHS compliance

Locking header

Top entry type

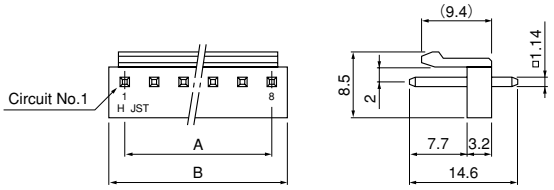

Side entry type

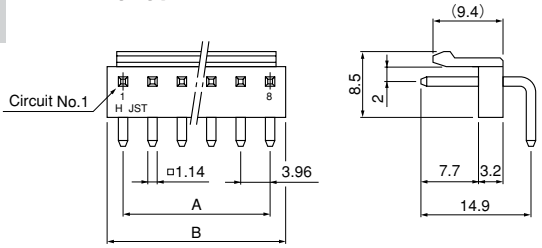

Circuits	Model No.		Dimensions (mm)		Q'ty / box	
	Top entry type	Side entry type	A	B	Top entry type	Side entry type
2	**B2P-VH**	**B2PS-VH**	3.96	7.86	1,000	1,000
3	**B3P-VH**	**B3PS-VH**	7.92	11.82	1,000	500
4	**B4P-VH**	**B4PS-VH**	11.88	15.78	500	500
5	**B5P-VH**	**B5PS-VH**	15.84	19.74	500	250
6	**B6P-VH**	**B6PS-VH**	19.80	23.70	250	250
7	**B7P-VH**	**B7PS-VH**	23.76	27.66	250	250
8	**B8P-VH**	**B8PS-VH**	27.72	31.62	200	200
9	**B9P-VH**	**B9PS-VH**	31.68	35.58	200	200
10	**B10P-VH**	**B10PS-VH**	35.64	39.54	200	100

Material and Finish

Post: Brass, copper-undercoated, tin-plated (reflow treatment)
Wafer: PA 66 UL94V-0, natural (white)

RoHS compliance *This product displays (LF)(SN) on a label.*
Note: Headers with a reduced number of posts are also available.
Contact JST for details.

<For reference> As the color identification,
the following alphabet shall be put in the underlined part.
For availability, delivery and minimum order quantity, contact JST.

ex. **B2P(S)-VH-oo**
(blank)…natural (white)
BK…black R…red TR…tomato red BL…blue M…green
O…orange Y…yellow PK…pink H…gray

Top entry type of PBT

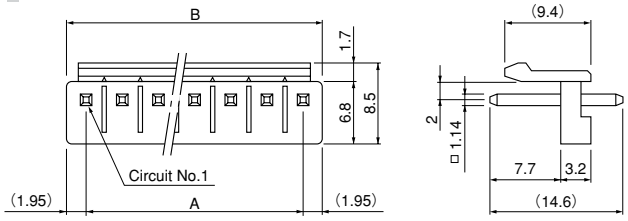

Side entry type with PCB stabilizer

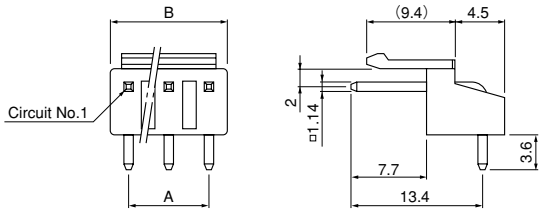

Circuits	Model No.		Dimensions (mm)		Q'ty / box	
	Top entry type of PBT	Side entry type with PCB stabilizer	A	B	Top entry type	Side entry type
2	**B2P-VH-B**	**S2P-VH**	3.96	7.86	1,000	1,000
3	**B3P-VH-B**	**S3P-VH**	7.92	11.82	1,000	500
4	**B4P-VH-B**	**S4P-VH**	11.88	15.78	500	500
5	**B5P-VH-B**	**S5P-VH**	15.84	19.74	500	250
6	**B6P-VH-B**	**S6P-VH**	19.80	23.70	250	250
7	**B7P-VH-B**	**S7P-VH**	23.76	27.66	250	250
8	**B8P-VH-B**	—	27.72	31.62	200	—
9	**B9P-VH-B**	—	31.68	35.58	200	—
10	**B10P-VH-B**	—	35.64	39.54	200	—
11	**B11P-VH-B**	—	39.60	43.50	200	—

Material and Finish

Post: Brass, copper-undercoated, tin-plated (reflow treatment)
Wafer: Top entry type of PBT: Glass-filled PBT, UL94V-0, natural (white)
Side entry type with PCB stabilizer: PA 66, UL94V-0, natural (white)

RoHS compliance *This product displays (LF)(SN) on a label.*

<For reference> As the color identification,
the following alphabet shall be put in the underlined part.
For availability, delivery and minimum order quantity, contact JST.

<Top entry type of PBT>
ex. **B2P-VH-B-oo**
(blank)…natural (white)
C…black R…red E…blue M…green Y…yellow

<Side entry type with PCB stabilizer>
ex. **S2P-VH-oo**
(blank)…natural (white)
BK…black R…red BL…blue Y…yellow M…green

Shrouded header

(2 , 3 circuits)

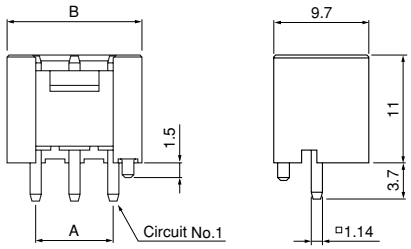

(4 to 10 circuits)

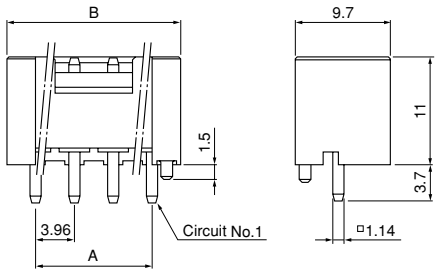

Circuits	Model No.	Dimensions (mm)		Q'ty / box
		A	B	
2	**B2P-VH-FB-B**	3.96	9.80	250
3	**B3P-VH-FB-B**	7.92	13.76	200
4	**B4P-VH-FB-B**	11.88	17.72	150
5	**B5P-VH-FB-B**	15.84	21.68	200
6	**B6P-VH-FB-B**	19.80	25.64	200
7	**B7P-VH-FB-B**	23.76	29.60	100
8	**B8P-VH-FB-B**	27.72	33.56	100
9	**B9P-VH-FB-B**	31.68	37.52	100
10	**B10P-VH-FB-B**	35.64	41.48	125

Material and Finish
Post: Copper alloy, copper-undercoated, tin-plated (reflow treatment) Wafer: Glass-filled PBT, UL94V-0, natural (white)

RoHS compliance *This product displays (LF)(SN) on a label.*
Note: The applicable housing for 2 circuits shrouded header is "VHR-2N" only. "VHRR-2N" is not applicable.

<For reference> As the color identification, the following alphabet shall be put in the underlined part. For availability, delivery and minimum order quantity, contact JST.

ex. **B2P-VH-FB-B-oo**
(blank)…natural (white)
R…red C…black E…blue M…green Y…yellow O…orange
H…gray PK…pink

ООО «ЛайфЭлектроникс» “LifeElectronics” LLC

ИНН 7805602321 КПП 780501001 Р/С 40702810122510004610 ФАКБ "АБСОЛЮТ БАНК" (ЗАО) в г.Санкт-Петербурге К/С 30101810900000000703 БИК 044030703

Компания «Life Electronics» занимается поставками электронных компонентов импортного и отечественного производства от производителей и со складов крупных дистрибьюторов Европы, Америки и Азии.

С конца 2013 года компания активно расширяет линейку поставок компонентов по направлению коаксиальный кабель, кварцевые генераторы и конденсаторы (керамические, пленочные, электролитические), за счёт заключения дистрибьюторских договоров

Мы предлагаем:

- *Конкурентоспособные цены и скидки постоянным клиентам.*
- *Специальные условия для постоянных клиентов.*
- *Подбор аналогов.*
- *Поставку компонентов в любых объемах, удовлетворяющих вашим потребностям.*

- *Приемлемые сроки поставки, возможна ускоренная поставка.*
- *Доставку товара в любую точку России и стран СНГ.*
- *Комплексную поставку.*
- *Работу по проектам и поставку образцов.*
- *Формирование склада под заказчика.*

- *Сертификаты соответствия на поставляемую продукцию (по желанию клиента).*
- *Тестирование поставляемой продукции.*
- *Поставку компонентов, требующих военную и космическую приемку.*
- *Входной контроль качества.*
- *Наличие сертификата ISO.*

В составе нашей компании организован Конструкторский отдел, призванный помогать разработчикам, и инженерам.

Конструкторский отдел помогает осуществить:

- *Регистрацию проекта у производителя компонентов.*
- *Техническую поддержку проекта.*
- *Защиту от снятия компонента с производства.*
- *Оценку стоимости проекта по компонентам.*
- *Изготовление тестовой платы монтаж и пусконаладочные работы.*

Тел: +7 (812) 336 43 04 (многоканальный)
Email: org@lifeelectronics.ru

www.lifeelectronics.ru