Ultra-Fast Fully Insulated FASTON Receptacles and Tabs

Product Facts

- **One-piece Fully Insulated Premier Line FASTON Receptacle crimp helps prevent shock and short hazards**
- **Designed for correct lead-in of tab**
- **Designed for full mating with a variety of tab styles including those with shoulders**
- **Funnel wire entry**
- **Wire Stop**
- **Visual inspection of crimp and wire brush**
- **Assemblies are color-coded by wire size**
- **Assemblies contain wire size and tab size designation**
- **Mating tab thickness marked on terminal and visible through housing (.110, .187 and .205 Series)**
- **Application tooling available to meet production requirements**
- **Tin plated copper alloy terminals**
- **UL rated at + 105°C**
- **Terminates 26-10 AWG solid, fused and stranded wire (Flags terminate stranded wire only)**

Performance Capabilities

- **Meets UL-310 specification for quick connect terminals; UL listed under File No. E-66717**
- **Meets CSA C22.2, No. 153 specification for quick connect terminals; CSA Certified under File No. LR 7189**
- **600-volt application capability (1,000 volts for signs and fixtures)**

The Ultra-Fast Fully Insulated FASTON Receptacle and Tab offers the advantage of a completely protected terminal and a wire crimp with comparable electromechanical performance to open barrel "F" crimp FASTON Terminals. The "User-Friendly" design combines easy mating with rounded corners. The .187 and .250 series receptacles incorporate a two-stage roll configuration and a canti-lever mounted dimple which provides easy insertion and multiple independent points of contact for reduced tab interface resistance.

Ultra-Fast Fully Insulated FASTON Receptacles, Flag Receptacles and Tabs preclude the need for costly electrical safety interlocks or special protective shields to help prevent shock hazards. In addition, electrical short circuits from exposed leads are eliminated, even in equipment requiring close contact spacing.

The Ultra-Fast FASTON Receptacle, Flag Receptacle and Tab are preinsulated assemblies featuring a housing molded from type 6/6 nylon material with a +130°C UL temperature rating.

The Ultra-Fast FASTON Receptacle housing completely encloses a tin plated copper alloy Premier FASTON receptacle which has been stress-relieved for increased durability and resistance to abuse. The FASTON receptacle is recessed sufficiently within the housing to allow its use in 600-volt applications. The receptacle portion of the terminal is designed for positive mating with a variety of tabs, including those with shoulders. The housing has a slotted membrane which is displaced by two tab shoulders allowing proper engagement of tab and receptacle while maintaining the fully insulated characteristic.

Positive entry and lead-in of the tab is provided by the inner housing wall and the lead-in on the terminal rolls. This permits positive engagement, even in blind mating locations.

The Ultra-Fast FASTON Tab housing completely encloses a tin plated copper alloy FASTON tab. The FASTON tab is recessed sufficiently within the housing to allow its use in 600-volt applications. The housing is designed to completely encapsulate the tab and receptacle when the two are mated.

Quality control is easily maintained. The nylon housing is translucent, allowing visual inspection of the termination. In addition, a crimp code on the platform hand tool is indented into the housing during the crimping operation which identifies that the proper crimp dies were used.

Depending on production requirements, TE provides a complete selection of terminating equipment from hand tools to automatic lead makers.

Dimensions are shown for reference purposes only. Specifications subject to change.

Dimensions are in inches and millimeters unless otherwise specified.
USA: +1 (800) 522-6752

Canada: +1 (905) 475-6222
Mexico/C. Am.: +52 (0) 55-1106-0800
Latin/S. Am.: +54 (0) 11-4733-2200
Germany: +49 (0) 6251-133-1999

UK: +44 (0) 800-267666
France: +33 (0) 1-3420-8686
Netherlands: +31 (0) 73-6246-999
China: +86 (0) 400-820-6015

Ultra-Fast Fully Insulated FASTON Receptacles and Tabs (Continued)

Test Specifications

The following information and accompanying graphs are taken from TE Product Qualification Testing of Ultra-Fast FASTON product. Tests were conducted on representative production samples, and all values shown are averages of group results. The values shown are typical results and may vary due to differences in processing, application and methods of testing.

Current vs. Temperature Rise (16 AWG)

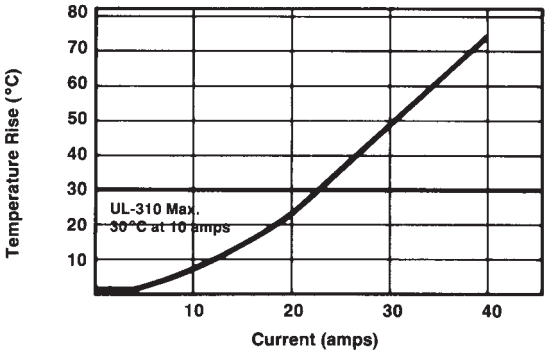

The heat generated by the current passing through a termination is a primary limit to the load-carrying capabilities of the application. A low termination resistance will produce a lower temperature rise as current is applied. In order to evaluate this characteristic, UL has established current ratings for each wire size and set a maximum temperature rise to assure safe operation. For example, 16 AWG stranded wire has a UL 310 maximum temperature rise of 30°C above ambient temperature at the rated current of 10 amps. In the testing of the Ultra-Fast FASTON product applied to 16 AWG wire, the temperature rise was found to be below 10°C at the rated current. In fact, the temperature rise did not exceed 30°C until the current was above 20 amps, more than twice the rated current.

Current Cycling vs. Temperature Rise (16 AWG)

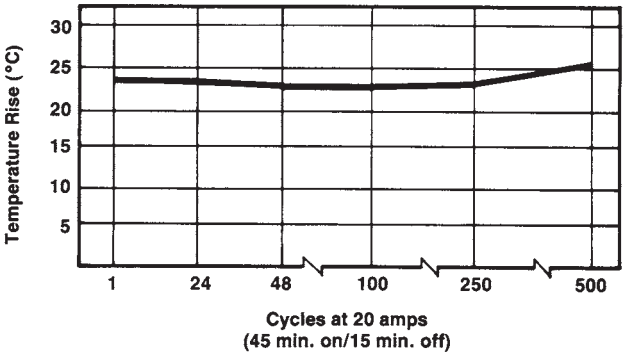

Maintaining a safe temperature rise during cyclic applications of excessive current is the toughest challenge for the crimp-thru-plastic concept. The ability of the Ultra-Fast FASTON product line to meet this goal sets it apart from other preinsulated terminations. TE's experience in crimp development results in a termination that exhibits stable heating characteristics which are well within the safety requirements of the industry.

To test a product, it must be subjected to 500 on and off cycles at twice the rated current for the particular wire size. The temperature rise is measured on the 24th cycle and the 500th cycle. The maximum temperature rise is limited to 85°C above ambient temperature with a maximum of 15°C increase on any sample between the 24th and 500th cycles. Our testing of 16 AWG wire application indicated a 25.5°C maximum temperature rise up to 500 cycles, with a maximum increase of 0.8°C from the 24th to the 500th cycle for one sample in the test group.

Engagement/Separation

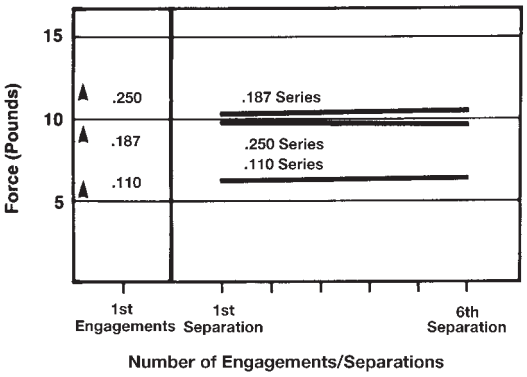

The forces caused by the rolls of FASTON style terminals determine the contact interface integrity of a mated receptacle and tab. These forces must be high enough to prevent oxidation and corrosion from forming inside the contact area. As these forces are raised to increase the electrical performance, the engagement and separation forces for mating the contacts are significantly increased. For this reason, the Premier Low Insertion Force FASTON concept of receptacle design has been carried over to the Ultra-Fast FASTON products. This feature provides consistent engagement and separation forces while maintaining a high standard of electrical reliability.

Crimp Tensile

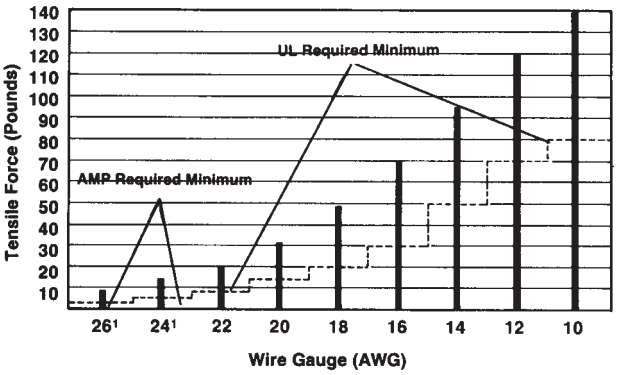

[1] UL does not have requirements for wire gauges below 22 AWG.
Note: Minimum requirements are per TE specifications.

The crimp tensile strength of a wire-to-terminal connection is important in guarding against such hazards as wire flexing, vibration and wire strain. However, maximum tensile strength does not insure maximum electrical performance. An acceptable compromise between tensile strength and electrical performance must always be reached, using recommended crimp heights.

Ultra-Fast Fully Insulated FASTON Receptacles and Tabs (Continued)

Ultra-Fast Fully Insulated FASTON Receptacles

Material

Housing — Nylon Type 6/6
Flammability — UL 94 V-2
Terminal — Tin plated, copper alloy
Color Code (Translucent)
Violet — 26-22 AWG
Red — 22-18 AWG
Blue — 16-14 AWG
Yellow — 12-10 AWG

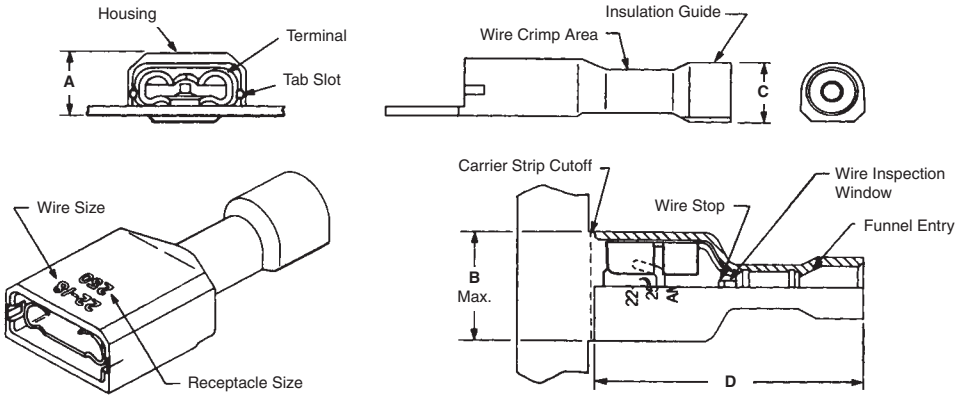

Description	Wire Range AWG	Ins. Dia. Max.	Dimensions A	B	C	D	Mating Tab	Terminal Base Material	Part Numbers Strip	Part Numbers Loose Piece
.110/.125 Series	26-22	**.100** 2.54	**.145** 3.68	**.275** 6.99	**.138** 3.51	**.735** 18.67	**.020 x .110/.125** 0.51 x 2.79/3.18	Brass	7-520365-2[1]	7-520366-2[1]
	22-18	**.120** 3.05	**.160** 4.06	**.275** 6.99	**.167** 4.24	**.735** 18.67	**.016 x .110/.125** 0.41 x 2.79/3.18	Brass	2-520080-2[1]	2-520081-2[1]
							.020 x .110/.125 0.51 x 2.79/3.18	Brass	2-520083-2	2-520084-2
							.032 x .110/.125 0.81 x 2.79/3.18	Brass	2-520272-2[3]	2-520273-2
		.230 5.84	**.155** 3.94	**.275** 6.99	**.295** 7.49	**.865** 21.97	**.020 x .110/.125** 0.51 x 2.79/3.18	Brass	2-520306-2	—
							.032 x .110/.125 0.81 x 2.79/3.18	Brass	2-520310-2	—
	16-14	**.260** 6.60	**.175** 4.45	**.275** 6.99	**.325** 8.26	**.865** 21.97	**.020 x .110/.125** 0.51 x 2.79/3.18	Brass	3-520370-2[2]	—
.187 Series	22-18	**.135** 3.43	**.165** 4.19	**.336** 8.53	**.200** 5.08	**.855** 21.72	**.020 x .187** 0.51 x 4.75	Brass	2-520181-2[3]	2-520182-2
								Phos. Brz.	2-520181-4	—
							.032 x .187 0.81 x 4.75	Brass	2-520193-2[3]	2-520194-2
		.230 5.84	**.165** 4.19	**.336** 8.53	**.295** 7.49	**.935** 23.75	**.020 x .187** 0.51 x 4.75	Brass	2-520261-2[3]	2-520262-2
							.032 x .187 0.81 x 4.75	Brass	2-520274-2	2-520275-2
	16-14	**.160** 4.06	**.185** 4.70	**.336** 8.53	**.225** 5.72	**.855** 21.72	**.020 x .187** 0.51 x 4.75	Brass	3-350815-2	3-350816-2
							.032 x .187 0.81 x 4.75	Brass	3-520124-2[3]	3-520125-2
		.260 6.60	**.185** 4.70	**.336** 8.53	**.325** 8.26	**.935** 23.75	**.020 x .187** 0.51 x 4.75	Brass	3-520150-2	3-520151-2
							.032 x .187 0.81 x 4.75	Brass	3-520276-2[3]	—
.205 Series	22-18	**.135** 3.43	**.195** 4.95	**.409** 10.39	**.200** 5.08	**.855** 21.72	**.020 x .205** 0.81 x 5.21	Brass	2-521406-2	—
							.032 x .205 0.81 x 5.21	Brass	2-521308-2	—
.250 Series	22-18	**.135** 3.43	**.195** 4.95	**.409** 10.39	**.200** 5.08	**.855** 21.72	**.032 x .250** 0.81 x 6.35	Brass	2-520183-2[3]	2-520184-2
								Phos. Brz.	2-520183-4	2-520184-4
		.230 5.84	**.195** 4.95	**.409** 10.39	**.295** 7.49	**.935** 23.75	**.032 x .250** 0.81 x 6.35	Brass	2-520263-2	2-520264-2
								Phos. Brz.	2-520263-4	—
	16-14	**.160** 4.06	**.195** 4.95	**.409** 10.39	**.225** 5.72	**.855** 21.72	**.032 x .250** 0.81 x 6.35	Brass	3-350819-2	3-350820-2
								Phos. Brz.	3-520116-2	3-520117-2
		.260 6.60	**.195** 4.95	**.409** 10.39	**.325** 8.26	**.935** 23.75	**.032 x .250** 0.81 x 6.35	Brass	3-520140-2	3-520141-2
								Phos. Brz.	3-520140-4	—
	12-10	**.320** 8.13	**.250** 6.35	**.409** 10.39	**.388** 9.86	**.935** 23.75	**.032 x .250** 0.81 x 6.35	Brass	4-520447-2[3]	4-520448-2

[1] UL Recognized, CSA Certified.
[2] UL Recognized 8 AMPS Max. CSA Certified.
[3] Available with black insulator — Part Number 9-XXXXXX-2.

Note: All part numbers are RoHS compliant.

Dimensions are shown for reference purposes only. Specifications subject to change.

Dimensions are in inches and millimeters unless otherwise specified.
USA: +1 (800) 522-6752

Canada: +1 (905) 475-6222
Mexico/C. Am.: +52 (0) 55-1106-0800
Latin/S. Am.: +54 (0) 11-4733-2200
Germany: +49 (0) 6251-133-1999

UK: +44 (0) 800-267666
France: +33 (0) 1-3420-8686
Netherlands: +31 (0) 73-6246-999
China: +86 (0) 400-820-6015

Ultra-Fast Fully Insulated FASTON Receptacles and Tabs (Continued)

Ultra-Fast Fully Insulated FASTON Tabs

Material

Housing — Nylon Type 6/6
Flammability — UL 94 V-2
Terminal — Tin plated, copper alloy
Color Code (Translucent)
Red — 22-18 AWG
Blue — 16-14 AWG
Yellow — 12-10 AWG

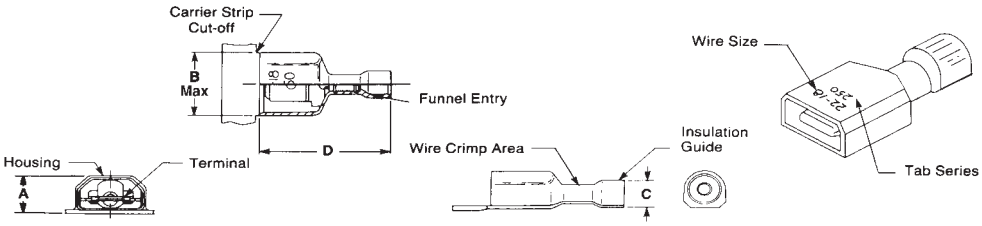

Description	Wire Range AWG	Ins. Dia Max.	Dimensions A	B	C	D	Tab Size	Terminal Base Material	Part Numbers Strip	Loose Piece
.250 Series	22-18	**.135** 3.43	**.290** 7.37	**.522** 13.26	**.205** 5.21	**.855** 21.72	**.032 x .250** 0.81 x 6.35	Brass	2-520102-2	2-520103-2
		.230 5.84	**.290** 7.37	**.522** 13.26	**.295** 7.49	**.935** 23.75	**.032 x. 250** 0.81 x 6.35	Brass	2-521144-2	2-521192-2
	16-14	**.160** 4.06	**.290** 7.37	**.522** 13.26	**.230** 5.84	**.855** 21.72	**.032 x. 250** 0.81 x 6.35	Brass	3-520106-2	3-520107-2
		.260 6.60	**.290** 7.37	**.522** 13.26	**.325** 8.26	**.935** 23.75	**.032 x. 250** 0.81 x 6.35	Brass	3-521142-2	3-521191-2
	12-10	**.320** 8.13	**.352** 8.94	**.522** 13.26	**.388** 9.86	**.935** 23.75	**.032 x .250** 0.81 x 6.35	Brass	4-521097-2	4-521098-2
.187 Series	22-18	**.135** 3.43	**.250** 6.35	**.448** 11.38	**.205** 5.21	**.793** 20.14	**.020 x .187** 0.51 x 4.75	Brass	2-521102-2	2-521103-2
							.032 x .187 0.81 x 4.75	Brass	2-521104-2	2-521105-2

Ultra-Fast Fully Insulated FASTON Flag Receptacles

Material

Housing — Nylon Type 6/6
Flammability — UL 94 V-2
Terminal — Tin plated, copper alloy
Color Code (Translucent)
Red — 22-18 AWG
Blue — 16-14 AWG
Yellow — 12-10 AWG

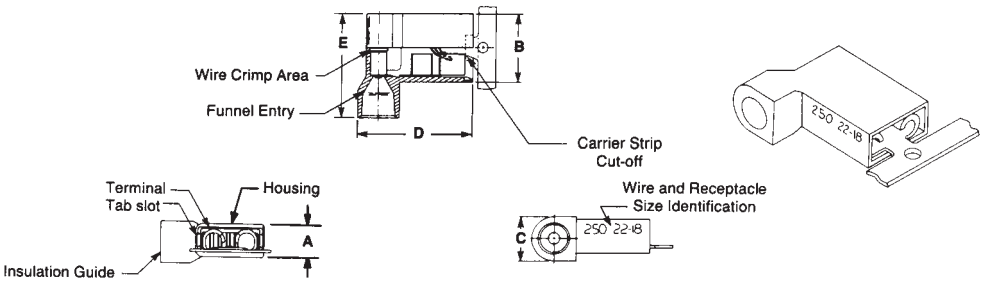

Description	Wire Range[1] AWG	Ins. Dia. Max.	Dimensions A	B	C	D	E	Mating Tab	Terminal Base Material	Part Numbers Strip	Loose Piece
.187 Series	22-18	**.165** 4.19	**.187** 4.75	**.320** 8.13	**.235** 5.97	**.636** 16.15	**.515** 13.08	**.020 x .187** 0.51 x 4.75	Brass	2-520334-2[2]	2-520335-2
								.032 x .187 0.81 x 4.75	Brass	2-520336-2[2]	2-520337-2
	16-14	**.185** 4.70	**.187** 4.75	**.320** 8.13	**.255** 6.48	**.632** 16.05	**.515** 13.08	**.020 x .187** 0.51 x 4.75	Brass	3-520338-2	3-520339-2
								.032 x .187 0.81 x 4.75	Brass	3-520340-2[2]	—
		.260 6.60	**.187** 4.75	**.320** 8.13	**.325** 8.26	**.668** 16.97	**.565** 14.35	**.020 x .187** 0.51 x 4.75	Brass	3-520997-2	—
								.032 x .187 0.81 x 4.75	Brass	3-521247-2	—
.205 Series	22-18	**.165** 4.19	**.187** 4.75	**.385** 9.78	**.235** 5.97	**.636** 16.15	**.580** 14.73	**.032 x .205** 0.81 x 5.21	Brass	2-521164-2	—
.250 Series	22-18	**.165** 4.19	**.187** 4.75	**.385** 9.78	**.235** 5.97	**.636** 16.15	**.580** 14.73	**.032 x .250** 0.81 x 6.35	Brass	2-520128-2	2-520129-2
		.230 5.84	**.187** 4.75	**.385** 9.78	**.295** 7.49	**.665** 16.89	**.630** 16.00	**.032 x .250** 0.81 x 6.35	Brass	2-520856-2	—
	16-14	**.185** 4.70	**.187** 4.75	**.385** 9.78	**.255** 6.48	**.632** 16.05	**.580** 14.73	**.032 x .250** 0.81 x 6.35	Brass	3-520132-2[2]	3-520133-2
		.260 6.60	**.187** 4.75	**.385** 9.78	**.325** 8.26	**.668** 16.97	**.630** 16.00	**.032 x .250** 0.81 x 6.35	Brass	3-521013-2	—

[1] Stranded wire only.
[2] Available with black insulator — Part Number 9-XXXXXX-2.

Note: All part numbers are RoHS compliant.

Dimensions are shown for reference purposes only. Specifications subject to change.

Dimensions are in inches and millimeters unless otherwise specified.
USA: +1 (800) 522-6752

Canada: +1 (905) 475-6222
Mexico/C. Am.: +52 (0) 55-1106-0800
Latin/S. Am.: +54 (0) 11-4733-2200
Germany: +49 (0) 6251-133-1999

UK: +44 (0) 800-267666
France: +33 (0) 1-3420-8686
Netherlands: +31 (0) 73-6246-999
China: +86 (0) 400-820-6015

Ultra-Fast Plus Fully Insulated FASTON Receptacles and Tabs

Product Facts

- **One-piece fully insulated premier line FASTON receptacle with insulation crimp helps prevent shock and short hazards**
- **Designed for correct lead-in of tab**
- **Designed for full mating with a variety of tab styles including those with shoulders**
- **Funnel wire entry**
- **Wire stop**
- **Visual inspection of crimp and wire brush**
- **Assemblies are color-coded by wire size**
- **Assemblies contain wire size and tab size designation**
- **Mating tab thickness marked on terminal and visible through housing (110 and 187 series)**
- **Application tooling available to meet production requirements**
- **Tin plated copper alloy terminals**
- **UL rated at +105°C**
- **Terminates 22-14 AWG solid, fused and stranded wire**
- **Complies with the IEC 380, 601, 950, and UL 1950 requirements for a secondary means of insulation fixing**

Performance Capabilities

- **Meets UL-310 specification for quick connect terminals; UL listed under File No. E-66717**
- **Meets CSA C22.2, No.153 specification for quick connect terminals; CSA certified under File No. LR 7189**
- **600-volt application capability (1,000 volts for signs and fixtures)**

- **Tested by TUV File No. E9071003 as suitable for end product certification to the following standards:**

EN 60 950/09.87

DIN IEC 380/VDE 0806/08.81

DIN IEC 601-1 Part 1/VDE 0750 T1/05.82

DIN VDE 0700 T1/02.81

Ultra-Fast Plus fully insulated FASTON receptacles and tabs offer all the advantages of the standard Ultra-Fast product plus an insulation crimp.

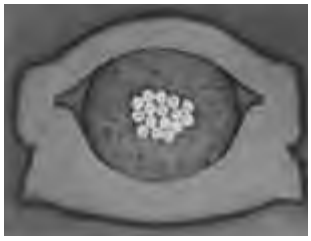

Insulation Crimp Cross Section

Ultra-Fast Plus fully insulated FASTON receptacles and tabs preclude the need for costly electrical safety interlocks or special protective shields to help prevent shock hazards. In addition, electrical short circuits from exposed leads are eliminated, even in equipment requiring close contact spacing.

Ultra-Fast Plus FASTON receptacles and tabs are preinsulated assemblies featuring a co-molded housing produced from two different nylon materials. The receptacle/ tab and wire barrel portions of the housing are molded from type 6/6 nylon material with a +130°C UL temperature rating. The insulation barrel is molded from a premium grade nylon selected to retain the insulation crimp shape. This premium nylon exhibits minimal springback, thus providing actual insulation crimp tensile strength as well as strain relief for applications where extreme wire dressing and/or vibration are present.

The Ultra-Fast Plus FASTON receptacle housing completely encloses a tin plated copper alloy premier FASTON receptacle which has been stress relieved for increased durability and resistance to operator abuse. The FASTON receptacle is recessed sufficiently within the housing to allow its use in 600-volt applications. The receptacle portion of the terminal is designed for positive mating with a variety of tabs, including those with shoulders. The housing has a slotted membrane which is displaced by two tab shoulders allowing proper engagement of tab and receptacle while maintaining the fully insulated characteristics.

Positive entry and lead-in of the tab is provided by the inner housing wall and the lead-in on the terminal rolls. This permits positive engagement, even in blind mating locations.

The Ultra-Fast Plus FASTON tab housing completely encloses a tin plated copper alloy FASTON tab. The FASTON tab is recessed sufficiently within the housing to allow its use in 600-volt applications. The housing is designed to completely encapsulate the tab and receptacle when the two are mated.

Quality control is easily maintained. The nylon housing is translucent, allowing visual inspection of the termination.

Depending on production requirements, TE provides a complete selection of terminating equipment from hand tools to automatic lead makers.

Dimensions are shown for reference purposes only. Specifications subject to change.

Dimensions are in inches and millimeters unless otherwise specified.
USA: +1 (800) 522-6752

Canada: +1 (905) 475-6222
Mexico/C. Am.: +52 (0) 55-1106-0800
Latin/S. Am.: +54 (0) 11-4733-2200
Germany: +49 (0) 6251-133-1999

UK: +44 (0) 800-267666
France: +33 (0) 1-3420-8686
Netherlands: +31 (0) 73-6246-999
China: +86 (0) 400-820-6015

Ultra-Fast Plus Fully Insulated FASTON Receptacles and Tabs (Continued)

Ultra-Fast Plus Fully Insulated FASTON Receptacles

Material

Housing — Nylon
Flammability — UL 94 V-2
Terminal — Tin plated, copper alloy
Color Code (Translucent)
Red — 22-18 AWG
Blue — 16-14 AWG

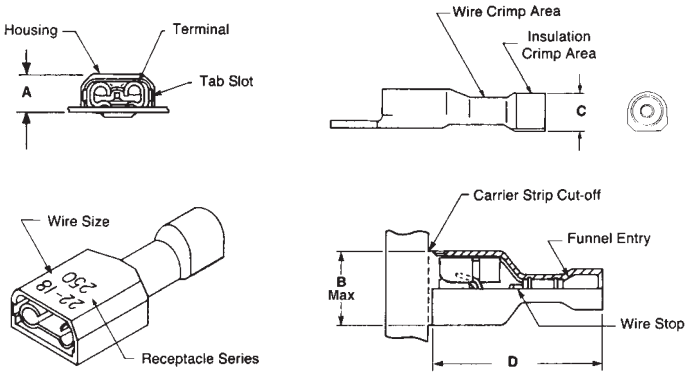

Description	Wire Range AWG	Ins. Dia. Range	Dimensions A	Dimensions B	Dimensions C	Dimensions D	Mating Tab	Terminal Base Material	Part Numbers Strip	Part Numbers Loose Piece
.110/.125 Series	22-18	**.060-.120** 1.52-3.05	**.160** 4.06	**.275** 6.99	**.167** 4.24	**.735** 18.67	**.020 x .110/.125** 0.51 x 2.79/3.18	Brass	2-520932-2	—
							.032 x .110/.125 0.81 x 2.79/3.18	Brass	2-520979-2	—
.187 Series	22-18	**.060-.135** 1.52-3.43	**.165** 4.24	**.336** 8.53	**.200** 5.08	**.855** 21.72	**.020 x .187** 0.51 x 4.75	Brass	2-520401-2	2-520409-2
							.032 x .187 0.81 x 4.75	Brass	2-520403-2	2-520411-2
	16-14	**.090-.160** 2.29-4.06	**.185** 4.70	**.336** 8.53	**.225** 5.72	**.855** 21.72	**.020 x .187** 0.51 x 4.75	Brass	3-520402-2	3-520410-2
							.032 x .187 0.81 x 4.75	Brass	3-520404-2	3-520412-2
.250 Series	22-18	**.060-.135** 1.52-3.43	**.195** 4.95	**.409** 10.39	**.200** 5.08	**.855** 21.72	**.032 x .250** 0.81 x 6.35	Brass	2-520405-2	2-520407-2
	16-14	**.090-.160** 2.29-4.06	**.195** 4.95	**.409** 10.39	**.225** 5.72	**.855** 21.72	**.032 x .250** 0.81 x 6.35	Brass	3-520406-2	3-520408-2

Ultra-Fast Plus Fully Insulated FASTON Tabs

Material

Housing — Nylon
Flammability — UL 94 V-2
Terminal — Tin plated, copper alloy
Color Code (Translucent)
Red — 22-18 AWG
Blue — 16-14 AWG

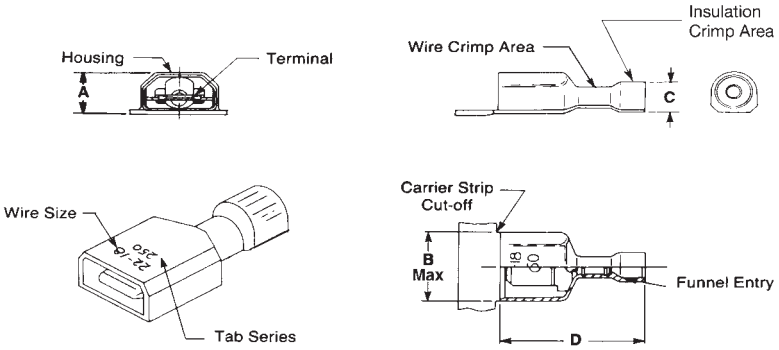

Description	Wire Range AWG	Ins. Dia. Range	Dimensions A	Dimensions B	Dimensions C	Dimensions D	Mating Tab	Terminal Base Material	Part Numbers Strip	Part Numbers Loose Piece
.187 Series	22-18	**.060-.135** 1.52-3.43	**.250** 6.35	**.488** 11.38	**.205** 5.21	**.793** 20.14	**.020 x .187** 0.51 x 4.75	Brass	2-521360-2	—
							.032 x .187 0.81 x 4.75	Brass	2-521361-2	—
.250 Series	22-18	**.060-.135** 1.52-3.43	**.290** 7.37	**.522** 13.26	**.205** 5.21	**.855** 21.72	**.032 x .250** 0.81 x 6.35	Brass	2-521055-2	—
	16-14	**.090-.160** 2.29-4.06	**.290** 7.37	**.522** 13.26	**.230** 5.84	**.855** 21.72	**.032 x .250** 0.81 x 6.35	Brass	3-521057-2	—

Note: All part numbers are RoHS compliant.

Dimensions are shown for reference purposes only. Specifications subject to change.

Dimensions are in inches and millimeters unless otherwise specified.
USA: +1 (800) 522-6752

Canada: +1 (905) 475-6222
Mexico/C. Am.: +52 (0) 55-1106-0800
Latin/S. Am.: +54 (0) 11-4733-2200
Germany: +49 (0) 6251-133-1999

UK: +44 (0) 800-267666
France: +33 (0) 1-3420-8686
Netherlands: +31 (0) 73-6246-999
China: +86 (0) 400-820-6015

Ultra-Pod Fully Insulated FASTON Receptacles and Tabs

Product Facts

- **Reduced insertion force**
- **Designed for correct lead-in of tab**
- **Mates with typical 110, 187 and 250 series tab styles including those with shoulders**
- **110 series accepts 22-18 AWG [0.3–1 mm²], 187 series accepts 20-16 AWG [0.5–1.4mm²] wire and 250 series accepts 22-10 AWG [0.3–5 mm²] wire**
- **Visual inspection of crimp and wire brush**
- **Terminated by automatic or semi-automatic equipment to meet production requirements**
- **Complies with the IEC 380, 601 and 950 and UL 1950 requirements for a secondary means of insulation fixing**
- **Listed by Underwriters Laboratories Inc., File No. E66717**
- **CSA certified, File No. LR 7189**

Technical Documents

Product Specification
108-1285
108-2215

Application Specification
114-2124

Hand Tools — Insertion

250 Series—314916-1
250 Series Flag—314919-1

Hand Tools — Extraction

250 Series—314917-1



Ultra-Pod fully insulated FASTON receptacles offer the newest in one-step automatic application of insulated quick connects. The unique integral plastic carrier designed specifically for this product allows insulated F-Crimp terminations to be produced quickly and easily. Applied cost savings are attainable with either bench or high-speed automatic termination equipment and the elimination of any secondary insulation operations. Both the crimping of the terminal and the terminal insulating occur in a single stroke of the press and applicator — the crimping on the down-stroke and the insulating on the up-stroke.

The receptacles contained within the Ultra-Pod FASTON receptacle assemblies are tested and customer qualified and can be used in existing applications where insulation has been accomplished by other means. The low insertion force design provides easier tab insertion, reduces operator fatigue and improves the productivity and reliability of the end assembly operation.

The insulating housing is produced by a unique molding process which provides an integral carrier and eliminates the crimp location problems related to secondary carriers. This housing, produced from 130°C rated 6/6 nylon, covers the FASTON receptacle sufficiently to provide for use in 600-volt applications. Most importantly, this insulating system helps eliminate the workplace hazards and labor costs of chemically expanded or heat shrink tubing.

Depending on production requirements, TE provides a complete selection of terminating equipment from bench press to automatic lead maker.

Catalog 82004
Revised 3-11

www.te.com

Dimensions are shown for reference purposes only. Specifications subject to change.

Dimensions are in inches and millimeters unless otherwise specified.
USA: +1 (800) 522-6752

Canada: +1 (905) 475-6222
Mexico/C. Am.: +52 (0) 55-1106-0800
Latin/S. Am.: +54 (0) 11-4733-2200
Germany: +49 (0) 6251-133-1999

UK: +44 (0) 800-267666
France: +33 (0) 1-3420-8686
Netherlands: +31 (0) 73-6246-999
China: +86 (0) 400-820-6015

Ultra-Pod Fully Insulated FASTON Receptacles and Tabs (Continued)

Insulation Support

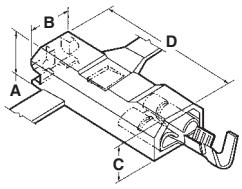

Description	Wire Range	Ins. Dia. Range	Dimensions A	Dimensions B	Dimensions C	Dimensions D	Mating Tab	UL 94[1]	Color	Material and Finish	Part Numbers
.110 Series	22-18	**.080-.120** 2.03-3.05	**.151** 3.83	**.224** 5.69	**.205** 5.21	**.805** 20.45	**.020** 0.51	V-2	Natural	Brass	521228-1
										Tin Plated Brass	521228-2
								V-0	Natural	Tin Plated Brass	521408-2[4]
							.032 0.81	V-2	Natural	Brass	521436-1[4]
										Tin Plated Brass	521436-2
								V-0	Natural	Brass	521437-1[4]
										Tin Plated Brass	521437-2[2,4]
.187 Series	20-16	**.090-.130** 2.29-3.30	**.170** 4.32	**.295** 7.49	**.200** 5.08	**.775** 19.68	**.020** 0.51	V-2	Natural	Brass	520973-1
										Tin Plated Brass	520973-2
								V-0	Natural	Brass	521225-1
										Tin Plated Brass	521225-2
							.032 0.81	V-2	Natural	Brass	520982-1
										Tin Plated Brass	520982-2
								V-0	Natural	Brass	521284-1
										Tin Plated Brass	521284-2
	18-16 or 2-18	(2) **.105** 2.67 Max.	**.170** 5.33	**.295** 7.49	**.200** 5.08	**.775** 19.68	**.020** 0.51	V-2	Natural	Brass	521293-1
										Tin Plated Brass	521293-2
											521995-2[4,5]
								V-0	Natural	Brass	521586-1
										Tin Plated Brass	521586-2
.250 Series	22-18	**.090-.130** 2.29-3.30	**.195** 4.95	**.370** 9.40	**.225** 5.72	**.945** 24.00	**.032** 0.81	V-2	Natural	Brass	520988-1
										Tin Plated Brass	520988-2
								V-0	Natural	Brass	521368-1
										Tin Plated Brass	521368-2
	18-14	**.120-.170** 3.05-4.32	**.195** 4.95	**.370** 9.40	**.225** 5.72	**.945** 24.00	**.032** 0.81	V-2	Natural	Brass	521997-1[4,5]
											520963-1
										Tin Plated Brass	520963-2
								V-0	Natural	Brass	521367-1
										Tin Plated Brass	521367-2
								V-2	Black	Tin Plated Brass	521011-2[2]
										Nickel Plated Steel	521011-1[2,3]
											521113-2[3]
	18-14 or 2-18	(2) **.105** 2.67 Max.	**.195** 4.95	**.370** 9.40	**.225** 5.72	**.945** 24.00	**.032** 0.81	V-2	Natural	Brass	521637-1
										Tin Plated Brass	521637-2
											521998-2[4,5]
								V-0	Natural	Brass	521632-1
										Tin Plated Brass	521632-2
[2]	14-10	**.130-.180** 3.30-4.57	**.195** 4.95	**.370** 9.40	**.225** 5.72	**.945** 24.00	**.032** 0.81	V-2	Natural	Brass	520974-1
										Tin Plated Brass	520974-2
								V-0	Natural	Brass	521366-1
										Tin Plated Brass	521366-2

[1] Flammability rating of plastic material.
[2] 150°C rated nylon.
[3] UL recognized.
[4] No UL or CSA approvals.
[5] VDE certified to IEC 60695-2-11 Glow Wire temps. 650°C, 750°C, & 850°C.

Note: All part numbers are RoHS compliant.

Ultra-Pod Fully Insulated FASTON Receptacles and Tabs (Continued)

Flag Insulation Support

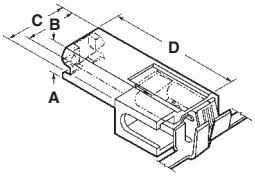

Description	Wire Range	Ins. Dia. Range	Dimensions A	Dimensions B	Dimensions C	Dimensions D	Mating Tab	UL 94[1]	Color	Material and Finish	Part Numbers
.187 Series	22-18	**.060-.110** 1.52-2.79	**.170** 4.32	**.295** 7.49	**.485** 12.32	**.680** 17.27	**.020** 0.51	V-2	Natural	Brass	521470-1[4]
										Tin Plated Brass	521470-2[4]
											1969106-2[3,5]
								V-0	Natural	Brass	521596-1[4]
										Tin Plated Brass	521596-2[4]
							.032 0.81	V-2	Natural	Brass	521598-1[3]
										Tin Plated Brass	521598-2[3]
								V-0	Natural	Brass	521600-1[4]
										Tin Plated Brass	521600-2[4]
	18-14 or (2) 20 or (2) 18	(2) **.105** 2.66 Max.	**.170** 4.32	**.295** 7.49	**.485** 12.32	**.680** 17.27	**.020** 0.51	V-2	Natural	Brass	521471-1[4]
										Tin Plated Brass	521471-2[4]
											1969133-2[3,5]
								V-0	Natural	Brass	521597-1[4]
										Tin Plated Brass	521597-2[4]
							.032 0.81	V-2	Natural	Brass	521599-1[4]
										Tin Plated Brass	521599-2[4]
											1969107-2[3,5]
								V-0	Natural	Brass	521601-1[4]
										Tin Plated Brass	521601-2[4]
.250 Series	22-18	**.050-.100** 1.27-2.54	**.200** 5.08	**.370** 9.40	**.585** 14.86	**.680** 17.27	**.032** 0.81	V-2	Natural	Brass	521050-1
										Tin Plated Brass	521050-2
								V-0	Natural	Brass	521411-1
										Tin Plated Brass	521411-2
	18-14	**.110-.160** 2.79-4.06	**.200** 5.08	**.370** 9.40	**.585** 14.86	**.680** 17.27	**.032** 0.81	V-2	Natural	Brass	1969109-1[3,5]
										Tin Plated Brass	1969109-2[3,5]
										Brass	520971-1
										Tin Plated Brass	520971-2
									Black	Tin Plated Brass	520971-4
										Nickel Plated Steel	521087-1[3]
								V-0	Natural	Brass	521282-1
										Tin Plated Brass	521282-2
	18-14 or (2) 20 or (2) 18	(2) **.105** 2.66 Max.	**.200** 5.08	**.370** 9.40	**.585** 14.86	**.680** 17.27	**.032** 0.81	V-2	Natural	Brass	521112-1
										Tin Plated Brass	1969110-2[3,5]
								V-0	Natural	Brass	521633-1
										Tin Plated Brass	521633-2

[1] Flammability rating of plastic material.
[2] UL pending for double wire terminations.
[3] No UL or CSA approvals.
[4] No CSA approvals.
[5] VDE certified to IEC 60695-2-11 Glow Wire temps. 650°C, 750°C, & 850°C.

Note: All part numbers are RoHS compliant.

Dimensions are shown for reference purposes only. Specifications subject to change.

Dimensions are in inches and millimeters unless otherwise specified.
USA: +1 (800) 522-6752

Canada: +1 (905) 475-6222
Mexico/C. Am.: +52 (0) 55-1106-0800
Latin/S. Am.: +54 (0) 11-4733-2200
Germany: +49 (0) 6251-133-1999

UK: +44 (0) 800-267666
France: +33 (0) 1-3420-8686
Netherlands: +31 (0) 73-6246-999
China: +86 (0) 400-820-6015

Ultra-Pod Fully Insulated FASTON Receptacles and Tabs (Continued)

Positive Lock Insulation Support

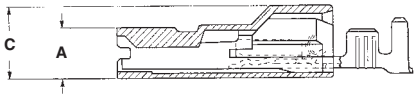

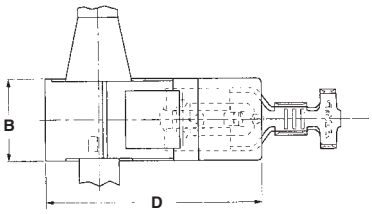

Description	Wire Range	Ins. Dia. Range	Dimensions A	Dimensions B	Dimensions C	Dimensions D	Mating Tab	UL 94[1]	Color	Material and Finish	Part Numbers
.187 Series	18-14	**.110-.180** 2.79-4.57	**.186** 4.72	**.307** 7.80	**.265** 6.73	**.812** 20.62	**.020** 0.51	V-2	Natural	Brass	521271-1[2]
										Tin Plated Brass	521271-2[2]
								V-0	Natural	Tin Plated Brass	521212-2[2]
.250 Series	18-14	**.110-.180** 2.79-4.57	**.205** 5.21	**.370** 9.40	**.245** 6.22	**.950** 24.13	**.032** 0.81	V-2	Natural	Brass	521213-1[2]
										Tin Plated Brass	521213-2[2]
								V-0	Natural	Brass	521317-1[2]
										Tin Plated Brass	521317-2[2]

[1] Flammability rating of plastic material.
[2] UL Recognized, CSA Certified

Tabs Insulation Support

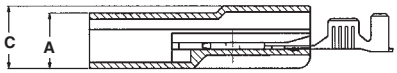

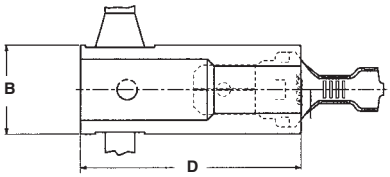

Description	Wire Range	Ins. Dia. Range	Dimensions A	Dimensions B	Dimensions C	Dimensions D	Tab	UL 94[1]	Color	Material and Finish	Part Numbers
.250 Series	18-14	**.130-.180** 3.30-4.57	**.275** 6.99	**.450** 11.43	**.310** 7.87	**1.120** 28.45	**.032** 0.81	V-2	Natural	Brass	521217-1
										Tin Plated Brass	521217-2
								V-0	Natural	Brass	521451-1
										Tin Plated Brass	521451-2
	12-10	**.150-.200** 3.81-5.08	**.275** 6.99	**.450** 11.43	**.310** 7.87	**1.120** 28.45	**.032** 0.81	V-2	Natural	Brass	521227-1[2]
										Tin Plated Brass	521227-2[2]

[1] Flammability rating of plastic material.
[2] No UL or CSA approvals

Note: All part numbers are RoHS compliant.

Catalog 82004
Revised 3-11

www.te.com

Dimensions are shown for reference purposes only. Specifications subject to change.

Dimensions are in inches and millimeters unless otherwise specified.
USA: +1 (800) 522-6752

Canada: +1 (905) 475-6222
Mexico/C. Am.: +52 (0) 55-1106-0800
Latin/S. Am.: +54 (0) 11-4733-2200
Germany: +49 (0) 6251-133-1999

UK: +44 (0) 800-267666
France: +33 (0) 1-3420-8686
Netherlands: +31 (0) 73-6246-999
China: +86 (0) 400-820-6015

PIDG FASTON Receptacles and Tabs

Product Facts

- **Pre-insulated terminal designed for complete and uniform reliability in the most difficult circuit environment**
- **Consists of an unplated or tin plated brass body or a tin plated phosphor bronze body with a specially designed copper sleeve and insulation sleeve fitted over the terminal barrel**
- **Design of the tool dies and construction of the terminal insures uniform insulation thickness under crimping pressure, transmitting this pressure evenly to the center of the crimp area**

The TE Mated Tool/Terminal Concept

- **TE compression crimping produces crimps for a given size wire and terminal that are precisely alike in appearance and performance**
- **Terminal and the crimping tool are designed as precisely matched devices**
- **Dies are precision-engineered from the finest hard-metal alloys**
- **Crimping pressure is controlled by a ratchet device on the hand tool or a corresponding pre-calibration in the crimping jaws of TE automated crimping machines**

The Crimp

- **Crimping pressure does not overstress nor understress the terminal barrel — machined dies fully bottom to the precise crimp height**
- **Resulting termination is free of contamination**
- **Resistant to most shock and critical environments**
- **Tensile strength approaches that of the wire itself**



Here is a pre-insulated terminal designed for complete and uniform reliability in most difficult circuit environments. Each PIDG Terminal consists of a tin plated brass body with a specially designed copper sleeve and insulation sleeve fitted over the terminal barrel. The design of the tool dies and the construction of the terminal promotes uniform insulation thickness under crimping pressure, transmitting this pressure evenly to the center of the crimp area.

TE compression crimping produces crimps for a given size wire and terminal that are precisely alike in appearance and performance. This is a calculated result made possible by designing the terminal and the crimping tool as precisely matched devices. The dies are precision-engineered from the finest hard-metal alloys. Crimping pressure is controlled by a ratchet device on the hand tool or a corresponding pre-calibration in the crimping jaws of TE automated crimping machines.

Crimping pressure can neither over-stress nor understress the terminal barrel — machined dies fully bottom to the precise crimp height required.

The resulting termination is free of contamination, is resistant to shock and critical environments, and its tensile strength approaches that of the wire itself.

Temperature Rating: 105° C

Wire Range	E66717 Recognized	LR7189 Certified
22-16	22-16 Stranded	300 V Max., 105°C Max.[1]
16-14	16-14 Stranded	
12-10	12-10 Stranded	

[1] UL and CSA — Nylon.

Catalog 82004
Revised 3-11

www.te.com

Dimensions are shown for reference purposes only. Specifications subject to change.

Dimensions are in inches and millimeters unless otherwise specified.
USA: +1 (800) 522-6752

Canada: +1 (905) 475-6222
Mexico/C. Am.: +52 (0) 55-1106-0800
Latin/S. Am.: +54 (0) 11-4733-2200
Germany: +49 (0) 6251-133-1999

UK: +44 (0) 800-267666
France: +33 (0) 1-3420-8686
Netherlands: +31 (0) 73-6246-999
China: +86 (0) 400-820-6015

PIDG FASTON Receptacles and Tabs (Continued)

Receptacles

Receptacle Style

A — No dimple with wire stop

B — Dimple with wire stop

C — No dimple, no wire stop

Material

Insulation — Nylon

Receptacle Body — Brass per ASTM B-36 or phosphor bronze per ASTM B-139

Plating — Tin per MIL-T-10727 except where noted.

Metallic Sleeve — Copper per ASTM B-152

Plating — Tin per MIL-T-10727

Related Product Data

Application Tooling — reference Catalog 82042 for tooling

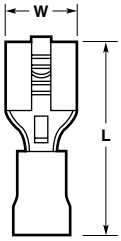

.250 Series

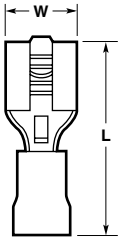

.205 Series

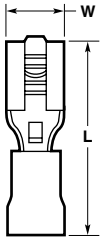

.187 Series

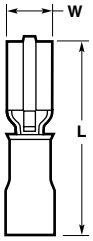

.110 Series-Standard



.110 Series-Low Insertion

Series	Wire Size Circular Mils [mm²]	Style	Dimensions W Nom.	Dimensions L Max.	Terminal Insulation Color	Wire Insulation Diameter Max.	Recept. Matl.	Stock Thk.	Fits Tab Thk.	Part Numbers Loose Piece	Part Numbers Tape Mounted	Part Numbers Strip Form
.250	22-18 509-1,900 [0.26-0.96]	B	.300 7.62	.900 22.86	Red	.140 3.56	Brass	.018 0.46	.032 0.81	640903-1*	640903-2	640902-1
					Red	.140 3.56	Brass	.018 0.46	.032 0.81	55675-1[2]	55675-2[2]	—
	16-14 2,050-5,180 [1.04-2.62]	B	.300 7.62	.900 22.86	Blue	.170 4.32	Brass	.018 0.46	.032 0.81	640905-1*	640905-2	640904-1
	14-12 3,831-6,470[1] [1.94-3.28]	B	.300 7.62	1.012 25.70	Green	.250 6.35	Brass	.018 0.46	.032 0.81	42844-1*†	42844-3†	60544-3†
					Green	.250 6.35	Phos. Brz.	.018 0.46	.032 0.81	42844-2*†	—	—
	12-10 5,180-13,100 [2.62-6.64]	B	.300 7.62	1.012 25.70	Yellow	.250 6.35	Brass	.018 0.46	.032 0.81	640907-1*	640907-2	640906-1
					Yellow	.250 6.35	Phos. Brz.	.018 0.46	.032 0.81	61198-2[3]†	61198-4[4]†	61197-2
.250 Low Insertion	22-18 509-1,900 [0.26-0.96]	B	.300 7.62	.900 22.86	Red	.145 3.68	Brass	.016 0.41	.032 0.81	184262-1†	184262-2†	184261-1†
	16-14 2,050-5,180 [1.04-2.62]	B	.300 7.62	.900 22.86	Blue	.173 4.39	Brass	.016 0.41	.032 0.81	184265-1†	184265-2†	184264-1†
.205 Low Insertion	22-18 509-1,900 [0.26-0.96]	B	.250 6.35	.800 20.32	Red	.135 3.43	Brass	.016 0.41	.020 0.51	696018-1†	696018-2†	—
.205	22-18 509-1,900 [0.26-0.96]	B	.250 6.35	.800 20.32	Red	.140 3.56	Brass	.016 0.41	.020 0.51	640909-1*	640909-2	640908-1
					Red/Black	.140 3.56	Brass	.016 0.41	.020 0.51	640174-1	—	—
					Red	.140 3.56	Brass	.016 0.41	.032 0.81	640911-1*	640911-2	—
	16-14 2,050-5,180 [1.04-2.62]	B	.250 6.35	.800 20.32	Blue	.170 4.32	Brass	.016 0.41	.020 0.51	640913-1*	640913-2	—
					Blue	.170 4.32	Brass	.016 0.41	.032 0.81	640915-1*	640915-2	—
.187	26-24 238-475 [0.12-0.24]	B	.230 5.84	.700 17.78	Yellow	.082 2.08	Brass	.016 0.41	.020 0.51	641321-1*†	641321-2†	641320-1†
	22-18 509-1,900 [0.26-0.96]	B	.230 5.84	.800 20.32	Red	.140 3.56	Brass	.016 0.41	.020 0.51	640917-1*	640917-2	640916-1

† Not UL or CSA approved or listed.
* Available in small packaging quantities.
[1] Wire range is limited as noted.
[2] Unplated receptacle body.
[3] Requires tool 90276-2
[4] Requires die 58541-1

Note: All part numbers are RoHS compliant.

Dimensions are shown for reference purposes only. Specifications subject to change.

Dimensions are in inches and millimeters unless otherwise specified.
USA: +1 (800) 522-6752

Canada: +1 (905) 475-6222
Mexico/C. Am.: +52 (0) 55-1106-0800
Latin/S. Am.: +54 (0) 11-4733-2200
Germany: +49 (0) 6251-133-1999

UK: +44 (0) 800-267666
France: +33 (0) 1-3420-8686
Netherlands: +31 (0) 73-6246-999
China: +86 (0) 400-820-6015

PIDG FASTON Receptacles and Tabs (Continued)

Receptacles (Continued)

Series	Wire Size Circular Mils [mm²]	Style	Dimensions W Nom.	Dimensions L Max.	Terminal Insulation Color	Wire Insulation Diameter Max.	Recept. Matl.	Stock Thk.	Fits Tab Thk.	Part Numbers Loose Piece	Part Numbers Tape Mounted	Part Numbers Strip Form
.187	16-14 2,050-5,180 [1.04-2.62]	B	**.230** 5.84	**.800** 20.32	Blue	**.170** 4.32	Brass	**.016** 0.41	**.020** 0.51	640919-1*	640919-2	640918-1
			.230 5.84	**.900** 22.86	Blue	**.250** 6.35	Brass	**.016** 0.41	**.032** 0.81	696108-1†	696108-2†	—
	16-14 509-1,900 [0.26-0.96]	B	**.235** 5.84	**.800** 20.32	Blue	**.170** 4.32	Brass	**.016** 0.41	**.032** 0.81	184235-1†	184235-2†	—
.187 Low Insertion	22-18 509-1,900 [0.26-0.96]	B	**.230** 5.84	**.800** 22.86	Red	**.140** 3.68	Brass	**.016** 0.41	**.020** 0.51	696777-2	—	696776-1
									.032 0.81	184268-1†	184268-2†	184267-1†
.110 Standard	22-18 509-1,900 [0.26-0.96]	B	**.148** 3.76	**.734** 18.64	Natural	**.110** 2.79	Brass	**.012** 0.30	**.016** 0.41	61048-1*†	61048-2†	—
			.148 3.76	**.734** 18.64	Natural	**.110** 2.79	Brass	**.012** 0.30	**.020** 0.51	61060-1*†	61060-2†	61059-2†
			.148 3.76	**.734** 18.64	Natural	**.110** 2.79	Brass	**.012** 0.30	**.032** 0.81	60894-1*†	60894-2†	60893-2†
.110 Low Insertion	26-24 238-475 [0.12-0.24]	A	**.160** 4.06	**.700** 17.78	Yellow	**.082** 2.08	Brass	**.016** 0.41	**.020** 0.51	641324-1†	641324-2†	—
	22-18 509-1,900 [0.26-0.96]	A	**.160** 4.06	**.796** 20.22	Red	**.140** 3.56	Brass	**.016** 0.41	**.012** 0.30	—	—	350871-1†
			.160 4.06	**.800** 20.32	Red	**.140** 3.56	Brass	**.016** 0.41	**.016** 0.41	640921-1	640921-2	—
									.020 0.51	640923-1*	640923-2	640922-1
									.032 0.81	640925-1*	640925-2	640924-1
	16-14 2,050-5,180 [1.04-2.62]	A	**.160** 4.06	**.800** 20.32	Blue	**.170** 4.32	Brass	**.016** 0.41	**.020** 0.51	640929-1*	640929-2	—
									.032 0.81	640931-1*	640931-2	—
		B	**.160** 4.06	**.800** 20.32	Blue	**.170** 4.32	Brass	**.016** 0.41	**.016** 0.41	640927-1	640927-2	—

†Not UL or CSA approved or listed.
*Available in small packaging quantities.

Tooling for Insulated FASTON Receptacles and Tabs — 26 to 10 AWG Wire Range

Wire Size	Hand Tool	Tools for Tape Mounted Terminations: Tape Dies for 69875 AMP-TAPETRONIC No Applicator Required	Tape Dies for AMP-O-LECTRIC[1] Model "G" Applicator 567200-3	Tape Dies for AMPOMATOR CLS III G, CLS IV Applicator 687658-1	Tools for Strip Form Terminations: AMPOMATOR CLS III G, CLS IV Applicators
26-24	48518-2	69877-2	69877-2	69877-2	—
22-18	59824-1	59826-1	59826-1*	59826-1	466788-3[2]
22-18 (Natural)	90185-1	90248-2	90248-2	90248-2	466554-3
16-14	59824-1	59827-1	59827-1*	59827-1	466789-3[2]
14-12	90246-1	90240-2	90240-2	90240-2	—
12-10	59824-1	59828-1	59828-1*	59828-1	466790-4[2]

*Only UL and CSA approved.
[1]AMP-O-LECTRIC model "K" 565435-5 uses applicator 567200-2.
[2]Die included with applicator.

Note: All part numbers are RoHS compliant.

Dimensions are shown for reference purposes only. Specifications subject to change.

Dimensions are in inches and millimeters unless otherwise specified.
USA: +1 (800) 522-6752

Canada: +1 (905) 475-6222
Mexico/C. Am.: +52 (0) 55-1106-0800
Latin/S. Am.: +54 (0) 11-4733-2200
Germany: +49 (0) 6251-133-1999

UK: +44 (0) 800-267666
France: +33 (0) 1-3420-8686
Netherlands: +31 (0) 73-6246-999
China: +86 (0) 400-820-6015

PIDG FASTON Receptacles and Tabs (Continued)

Positive Lock Receptacle

Low Insertion Force with Locking Device

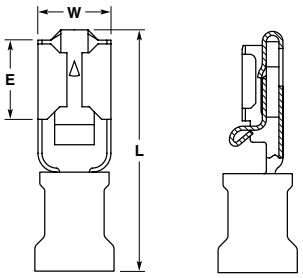

Description	Wire Range	Ins. Dia. Max.	Dimensions W	Dimensions L	Dimensions E	Material and Finish	Part Number
For Tab .250 x .032	16-14	**.190** 4.83	**.362** 9.19	**.850** 21.59	**.315** 8.00	Tin Plated Brass	165536-1†

†Not UL or CSA approved or listed.

Tab

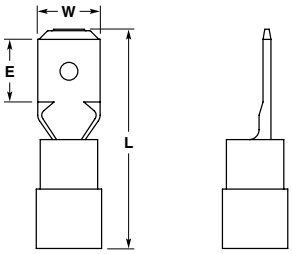

Description	Wire Range	Ins. Dia. Max.	Dimensions W	Dimensions L	Dimensions E	Material and Finish	Part Number
For Receptacle .250 x .032	22-18	**.157** 3.99	**.250** 6.35	**.866** 22.00	**.300** 7.62	Tin Plated Brass	696362-1
	16-14	**.197** 5.00	**.250** 6.35	**.866** 22.00	**.300** 7.62	Tin Plated Brass	696369-1
	12-10	**.256** 6.50	**.250** 6.35	**.950** 24.13	**.300** 7.62	Tin Plated Brass	696372-1

PIDG FASTON Flag Receptacles

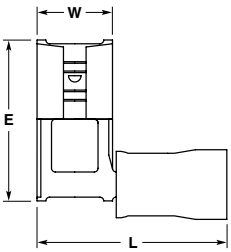

Description	Wire Range	Ins. Dia. Max.	Dimensions W	Dimensions L	Dimensions E	Material and Finish	Part Number
For Tab .250 x .032	22-18	**.134** 3.40	**.300** 7.62	**.720** 18.29	**.610** 15.49	Tin Plated Brass	156667-1
	16-14	**.157** 3.99	**.300** 7.62	**.720** 18.29	**.610** 15.49	Tin Plated Brass	156666-1

Note: All part numbers are RoHS compliant.

Dimensions are shown for reference purposes only. Specifications subject to change.

Dimensions are in inches and millimeters unless otherwise specified.
USA: +1 (800) 522-6752

Canada: +1 (905) 475-6222
Mexico/C. Am.: +52 (0) 55-1106-0800
Latin/S. Am.: +54 (0) 11-4733-2200
Germany: +49 (0) 6251-133-1999

UK: +44 (0) 800-267666
France: +33 (0) 1-3420-8686
Netherlands: +31 (0) 73-6246-999
China: +86 (0) 400-820-6015

PIDG FASTON Receptacles and Tabs (Continued)

Fully Insulated Receptacles

Insulation Sleeve — Nylon

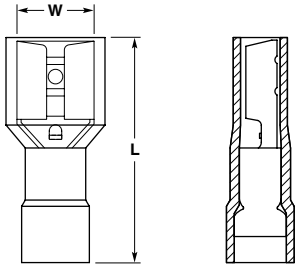

Description	Wire Range	Ins. Dia. Range	Dimensions W	Dimensions L	Material and Finish	Part Number
For Tab .250 x .032	22-18	**.128** 3.25	**.375** 9.53	**.891** 22.63	Tin Plated Brass	696357-1
	16-14	**.165** 4.19	**.375** 9.53	**.881** 22.38	Tin Plated Brass	696366-1
	12-10	**.225** 5.72	**.375** 9.53	**.998** 25.35	Tin Plated Brass	696371-1

Budget Line PIDG FASTON Receptacles

Material

Insulation — PVC, UL 94V-0
Receptacle Body — Brass
Plating — Tin
Metallic Sleeve — Copper
Plating — Tin

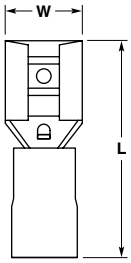

Series	Wire Size Circular Mils [mm²]	Dimensions W Nom.	Dimensions L Nom.	Terminal Color	Wire Insulation Diameter Max.	Fits Tab Thk.	Part Numbers Loose Piece	Part Numbers Tape Mounted
.250	22-18	**.300** 7.62	**.819** 20.80	Red	**.150** 3.81	**.032** 0.81	696301-1	696301-2
	16-14	**.300** 7.62	**.819** 20.80	Blue	**.185** 4.70	**.032** 0.81	696302-1	696302-2

Note: All part numbers are RoHS compliant.

Dimensions are shown for reference purposes only. Specifications subject to change.

Dimensions are in inches and millimeters unless otherwise specified.
USA: +1 (800) 522-6752

Canada: +1 (905) 475-6222
Mexico/C. Am.: +52 (0) 55-1106-0800
Latin/S. Am.: +54 (0) 11-4733-2200
Germany: +49 (0) 6251-133-1999

UK: +44 (0) 800-267666
France: +33 (0) 1-3420-8686
Netherlands: +31 (0) 73-6246-999
China: +86 (0) 400-820-6015

Общество с ограниченной ответственностью «МосЧип» ИНН 7719860671 / КПП 771901001
Адрес: 105318, г.Москва, ул.Щербаковская д.3, офис 1107

Данный компонент на территории Российской Федерации

Вы можете приобрести в компании MosChip.

Для оперативного оформления запроса Вам необходимо перейти по данной ссылке:

http://moschip.ru/get-element

Вы можете разместить у нас заказ для любого Вашего проекта, будь то серийное производство или разработка единичного прибора.

В нашем ассортименте представлены ведущие мировые производители активных и пассивных электронных компонентов.

Нашей специализацией является поставка электронной компонентной базы двойного назначения, продукции таких производителей как XILINX, Intel (ex.ALTERA), Vicor, Microchip, Texas Instruments, Analog Devices, Mini-Circuits, Amphenol, Glenair.

Сотрудничество с глобальными дистрибьюторами электронных компонентов, предоставляет возможность заказывать и получать с международных складов практически любой перечень компонентов в оптимальные для Вас сроки.

На всех этапах разработки и производства наши партнеры могут получить квалифицированную поддержку опытных инженеров.

Система менеджмента качества компании отвечает требованиям в соответствии с ГОСТ Р ИСО 9001, ГОСТ РВ 0015-002 и ЭС РД 009

Офис по работе с юридическими лицами:

105318, г.Москва, ул.Щербаковская д.3, офис 1107, 1118, ДЦ «Щербаковский»

Телефон: +7 495 668-12-70 (многоканальный)

Факс: +7 495 668-12-70 (доб.304)

E-mail: info@moschip.ru

Skype отдела продаж:
moschip.ru
moschip.ru_4
moschip.ru_6
moschip.ru_9