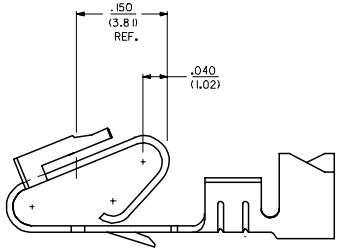
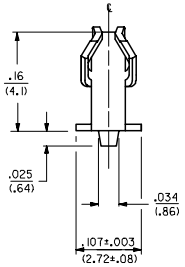


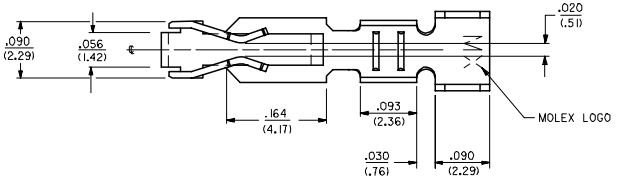
CARRIER STRIP DETAIL

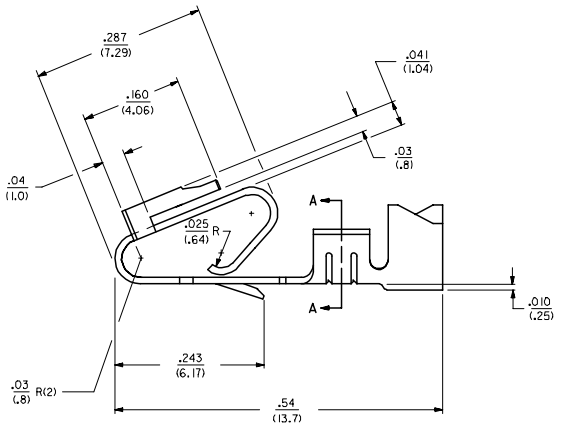


SELECTIVE PLATING LOCATION

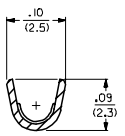


CUT OFF DIM.

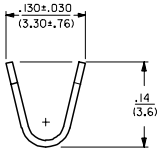




NOTES:
1. MATERIAL: SEE LEGEND
2. FINISH:
   *909 - OVERALL HOT TIN DIP: .000100/(0.00254) MIN.
   102 - OVERALL TIN: .000200/(0.00508) MIN.
   OVERALL COPPER: .000100/(0.00254) MIN.
   132 - OVERALL TIN: .000200/(0.00508) MIN.
   OVERALL COPPER: .000200/(0.00508) MIN.
   503 - OVERALL HARD GOLD: .000030/(0.00076) MIN.
   OVERALL NICKEL: .000050/(0.00127) MIN.
   550 - SELECT HARD GOLD: .000015/(0.00038) MIN.
   OVERALL NICKEL: .000030/(0.00076) MIN.
   OVERALL HARD GOLD FLASH: .000002/(0.00005) MIN.
   555 - SELECT HARD GOLD: .000015/(0.00038) MIN.
   OVERALL NICKEL: .000030/(0.00076) MIN.
   558 - SELECT HARD GOLD: .000030/(0.00076) MIN.
   OVERALL NICKEL: .000050/(0.00127) MIN.
   OVERALL HARD GOLD FLASH: .000002/(0.00005) MIN.
   561 - SELECT HARD GOLD: .000030/(0.00076) MIN.
   OVERALL NICKEL: .000050/(0.00127) MIN.
   * THE PRIMARY SHIPPING CARTON WILL BE LABELED "COMPLIANT TO ROHS DIRECTIVE 2002/95/EC AND ELV ANNEX II OF DIRECTIVE 2000/53/EC." CARTONS WITHOUT THIS LABEL MAY CONTAIN PRODUCT WITH TIN-LEAD PLATING.
3. PRODUCT SPECIFICATION: PS-40-02
4. PACKAGING SPECIFICATION: CHAIN FORM SEE PK-6838-001
5. TERMINAL FOR USE IN HOUSING NO'S. 6442 AND 41695
6. THIS PART WITH CRIMP FOR 22-26 AWG. WIRE, SEE DWG. NO. 7258
7. CRIMP FOR 18 TO 20 GA. WIRE WITH MAX. INSULATION DIA. OF .100/(2.79). STRIP LENGTH OF .125/.100 / (3.18/2.54)
8. DIMENSIONS GIVEN ACROSS CENTERLINES ARE SYMMETRICAL ABOUT THOSE CENTERLINES WITHIN HALF THE TOTAL TOLERANCE.
9. THIS PART CONFORMS TO CLASS B REQUIREMENTS OF COSMETIC SPECIFICATION PS-45499-002.



SECTION A-A



LEGEND: 6838-* (*) * *

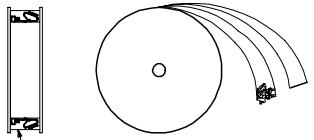
MATERIAL:
(.127)/.0106 THK
BLANK=BRASS
A=PHOS BRONZE

WINDING
A= PER DETAIL A
BLANK= PER DETAIL B

FORM
BLANK= CHAIN
L= LOOSE

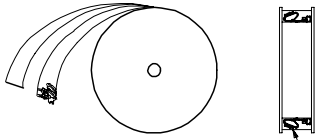
PLATING
SEE NOTE 2

WINDING DETAIL "A"



PAPER INTERLEAF

WINDING DETAIL "B"



PAPER INTERLEAF

REV	DESCRIPTION	DRWN	CHKD	APPR	DATE
AP2	ADD NOTE 9 ECC NO: UCP2008-0005	ADERR	JBELL	FSMITH	2007/07/09 2007/07/09 2007/07/09

QUALITY SYMBOLS
▼=0
Ⓒ=0

GENERAL TOLERANCES (UNLESS SPECIFIED)

	mm	INCH
4 PLACES	± ---	±---
3 PLACES	± ---	±.010
2 PLACES	± 0.25	±.015
1 PLACE	± 0.36	±---
ANGULAR ±1/2°		

DRAFT WHERE APPLICABLE MUST REMAIN WITHIN DIMENSIONS

DIMENSION STYLE	IN/MM
SCALE	---
DESIGN UNITS	INCH
	THIRD ANGLE PROJECTION
DRAWN BY / DATE	GUZIK 11/15/89
CHECKED BY / DATE	PATEL 11/15/89
APPROVED BY / DATE	LENZ 11/15/89
TITLE	TRIFURCON TERMINAL CRIMP TYPE, .156 CENTERS 18 TO 20 AWG WIRE
	MOLEX INCORPORATED
MATERIAL NO.	SEE CHART
DOCUMENT NO.	SD-6838
SHEET NO.	1 OF 2
SIZE	D

THIS DRAWING CONTAINS INFORMATION THAT IS PROPRIETARY TO MOLEX INCORPORATED AND SHOULD NOT BE USED WITHOUT WRITTEN PERMISSION

SHT	REV
2	AP2
1	AP2

6838-(*)*-*	
PART NO.	ENG. NO.
08-50-0187	6838-(P909)
08-50-0189	6838-(P909)L
08-50-0275	6838-(P909)-A
08-50-0026	6838-(P102)
	6838-(P102)L
08-50-0028	6838-(102)
08-50-0029	6838-(102)L

6838-A(*)*-*		
PART NO.		ENG. NO.
08-58-0187	*	6838-A(P558)
08-58-0189	*	6838-A(P558)L
08-60-0001		6838-A(132)
08-60-0002		6838-A(132)L
08-58-0102		6838-A(558)
		6838-A(558)L
08-58-0108		6838-A(503)
08-58-0109		6838-A(503)L
08-52-0112	*	6838-A(P909)
08-52-0113	*	6838-A(P909)L
08-50-0024		6838-A(102)
08-50-0251		6838-A(102)L
08-58-0105		6838-A(P555)
08-58-0106		6838-A(P555)L
08-58-0110	*	6838-A(P561)
08-58-0111	*	6838-A(P561)L
08-58-0118		6838-A(561)
08-58-0119		6838-A(561)L
08-58-0131		6838-A(550)
08-58-0132		6838-A(550)L

PART NO.	ENG. NO.

PART NO.	ENG. NO.

PART NO.	ENG. NO.

PART NO.	ENG. NO.

UPDATE TITLE BLOCK
ECC NO: UCP2008-0005 2007/07/03
DRWN:ADERR 2007/07/09
CHKD:JBELL
APPR:FSMITH 2007/07/09
AP2
REV DESCRIPTION

QUALITY SYMBOLS
▼=0
▽=0

GENERAL TOLERANCES (UNLESS SPECIFIED)

	mm	INCH
4 PLACES	± ---	± ---
3 PLACES	± ---	± ---
2 PLACES	± ---	± ---
1 PLACE	± ---	± ---
ANGULAR ±1/2°		

DRAFT WHERE APPLICABLE MUST REMAIN WITHIN DIMENSIONS

DIMENSION STYLE: IN/MM
SCALE: ---
DESIGN UNITS: INCH
THIRD ANGLE PROJECTION

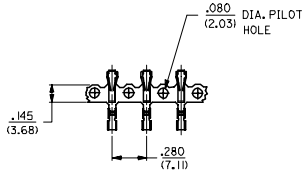
DRAWN BY	GUZIK	DATE 11/15/89
CHECKED BY	PATEL	DATE 11/15/89
APPROVED BY	LENZ	DATE 11/15/89

TITLE: TRIFURCON TERMINAL CRIMP TYPE, .156 CENTERS 18 TO 20 AWG WIRE

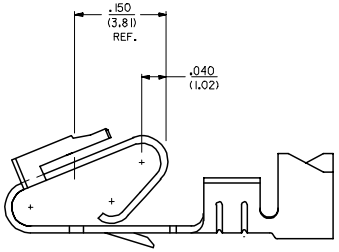
molex MOLEX INCORPORATED

MATERIAL NO.: SEE CHART
DOCUMENT NO.: SD-6838
SHEET NO.: 2 OF 2
SIZE: D

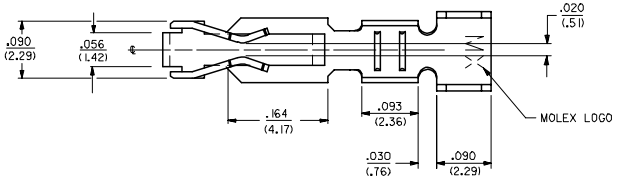
THIS DRAWING CONTAINS INFORMATION THAT IS PROPRIETARY TO MOLEX INCORPORATED AND SHOULD NOT BE USED WITHOUT WRITTEN PERMISSION

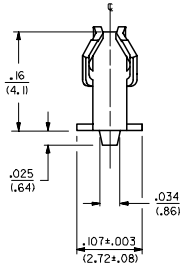


CARRIER STRIP DETAIL

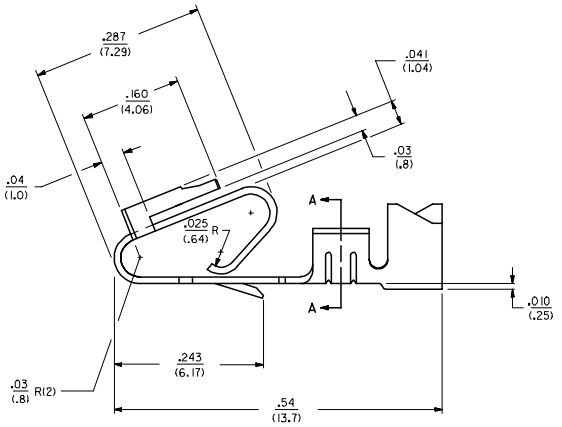


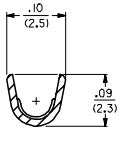
SELECTIVE PLATING
LOCATION



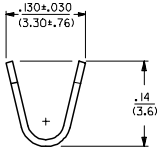


CUT OFF DIM.





SECTION A-A



NOTES:

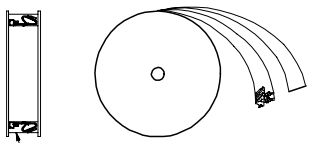
2. CRIMP FOR 18 TO 20 GA. WIRE WITH MAX. INSULATION DIA. OF .110/(2.79), STRIP LENGTH OF .125/.100 / (3.18/2.54)
3. DIMENSIONS GIVEN ACROSS CENTERLINES ARE SYMMETRICAL ABOUT THOSE CENTERLINES WITHIN HALF THE TOTAL TOLERANCE.
4. PARTS CONFORM TO PRODUCT SPEC. 40-02.
5. THIS PART WITH CRIMP FOR 22-26 AWG. WIRE SEE DWG. NO. 7258.
6. TERMINAL FOR USE IN HOUSING NO'S. 6442 AND 41695.

LEGEND: 6838-• (P909) • •

- MATERIAL: (.27)/.0106 THK BLANK=BRASS
- WINDING — BLANK= PER DETAIL B
- FORM — BLANK= CHAIN
- PLATING PER SDES-88 (909)• OVERALL HOT TIN DIP: 2.54 MICROMETERS MIN.

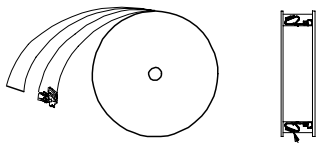
•THE PRIMARY SHIPPING CARTON WILL BE LABELED 'COMPLIANT TO ROHS DIRECTIVE 2002/95/EC AND ELV ANNEX II OF DIRECTIVE 2000/53/EC.' CARTONS WITHOUT THIS LABEL MAY CONTAIN PRODUCT WITH TIN-LEAD PLATING.

WINDING DETAIL 'A'



PAPER
INTERLEAF

WINDING DETAIL 'B'



PAPER
INTERLEAF

REV	DESCRIPTION	DRWN	CHKD	APPR	DATE
B	CHANGE TO ME10 EC NO: UCP2005-0959	ADR	SAM	MW	2004/11/16
A	ECO-04-011047	TLS	EC	MW	2004/11/04

QUALITY SYMBOLS: ▼=0, Ⓒ=0

GENERAL TOLERANCES (UNLESS SPECIFIED)

	mm	INCH
4 PLACES	± ---	± ---
3 PLACES	± ---	± .010
2 PLACES	± 0.25	± .015
1 PLACE	± 0.36	± ---
ANGULAR ±1/2°		

DRAFT WHERE APPLICABLE MUST REMAIN WITHIN DIMENSIONS

DIMENSION STYLE	IN/MM
SCALE	---
DESIGN UNITS	INCH
	THIRD ANGLE PROJECTION
DRAWN BY	JJS 07/29/04
CHECKED BY	KSS 07/29/04
APPROVED BY	YM 07/29/04
TITLE	TRIFURCON TERMINAL CRIMP TYPE, .156 CENTERS 18 TO 20 AWG WIRE
	MOLEX INCORPORATED
MATERIAL NO.	050291639
DOCUMENT NO.	SD-6838-001
SHEET NO.	1 OF 1
SIZE	D

THIS DRAWING CONTAINS INFORMATION THAT IS PROPRIETARY TO MOLEX INCORPORATED AND SHOULD NOT BE USED WITHOUT WRITTEN PERMISSION

ООО «НИОКРсистемс» - это оперативные поставки широкого спектра электронных компонентов отечественного и импортного производства напрямую от производителей и с крупнейших мировых складов. Реализуемая нашей компанией продукция насчитывает более полумиллиона наименований.

Благодаря этому наша компания предлагает к поставке практически не ограниченный ассортимент компонентов как оптовыми, мелкооптовыми партиями, так и в розницу.

Благодаря развитой сети поставщиков, помогаем в поиске и приобретении экзотичных или снятых с производства компонентов.

Наша компания это:

- Гарантия качества поставляемой продукции
- Широкий ассортимент
- Минимальные сроки поставок
- Техническая поддержка
- Подбор комплектации
- Индивидуальный подход
- Гибкое ценообразование
- Работаем по 275 ФЗ

ООО «НИОКР СИТЕМС»
Москва, 125362, Россия, ул. Вишневая, д. 9, к. 1, Блок 104 а и 104 в

Телефон: 8 (495) 268-14-82
Email: n@nsistems.ru

ИНН: 7735154786
ОГРН: 1167746717709